


Qlispé
snuwéwłštn



Kalispel I
Lessons 1-15

(rev August 2015)

Copyright Notice



The curriculum template used in the Kalispel I Curriculum Project is copyrighted by Christopher Parkin and continues to be the sole property of Christopher Parkin.

The curriculum template is licensed at no cost for non-commercial use by the Kalispel Tribe.

Curriculum Template © 2002-2015 Christopher Parkin

All Kalispel Salish Content © 2015 Kalispel Tribe of Indians

Qlispé snuwéwlštn

Table of Contents


Lessons 1-15

<i>Contents</i>	<i>Page</i>
<i>Lesson 1 (Greetings)</i>	<i>4</i>
<i>Lesson 2 (Numbers and Age)</i>	<i>10</i>
<i>Lesson 3 (Foods 1)</i>	<i>16</i>
<i>Lesson 4 (Physical Descriptions)</i>	<i>21</i>
<i>Lesson 5 (States of Being)</i>	<i>26</i>
<i>Lesson 6 (Personality Traits 1)</i>	<i>32</i>
<i>Lesson 7 (Colors)</i>	<i>38</i>
<i>Lesson 8 (Drinks)</i>	<i>42</i>
<i>Lesson 9 (Weather)</i>	<i>49</i>
<i>Lesson 10 (Places to go)</i>	<i>55</i>
<i>Lesson 11 (Having a meal)</i>	<i>62</i>
<i>Lesson 12 (Telling time)</i>	<i>68</i>
<i>Lesson 13 (Foods 2)</i>	<i>73</i>
<i>Lesson 14 (Physical Descriptions 2)</i>	<i>79</i>
<i>Lesson 15 (Actions 1)</i>	<i>85</i>

Lesson 1: Kalispel Greetings

Vocabulary:

?a ɣest sk ^w ek ^w st	Hello, good morning.
?a ɣest sɣlɣalt	Hello, good day.
?a ɣest snyak ^w qéy	Hello, good afternoon.
?a ɣest sčlux ^w	Hello, good evening.
?a ɣest sk ^w k ^w ?ec	Hello, good night.
?e	Likewise
?e ɣest _____.	Hello, likewise.
ńem ełwíčtmn.	See you guys later. (plural)
ńem ełwíčntsn.	See you later. (singular)
k ^w ečščén ?	How are you?
i čn ɣes.	I'm good.
čn es ɣáyɣ ^w ti.	I'm tired.
čn es ččalé.	I'm getting sick.
swet ɣu a sk ^w est ?	What is your name?
<u>plasí</u> ɣu i sk ^w est.	My name is <u>Francis</u> .
čn <u>plasí</u> , swet ɣu a sk ^w est ?	I'm <u>Francis</u> . What is your name?



ḡest sk^wek^wst



ḡest snyák^wqey



čn es řáyḡ^wti



ḡest sčlux^w



ḡest sk^wk^w?ec




čn es ččalé



ḡest sřlřalt




ńem eřwíčtmn
ńem eřwíčntsn







i čn řes

i sk^west _____

Practice 1. (Answer the questions by telling your name and reply if asked).

	<p>Q: swet łu a sk^west? A: _____ łu i sk^west. A: čn _____, swet łu a sk^west.</p>
---	---

	
<p>Q: swet łu a sk^west?</p>	<p>Q: swet łu a sk^west?</p>
<p>A:</p>	<p>A:</p>
	
<p>Q: swet łu a sk^west?</p>	<p>Q: swet łu a sk^west?</p>
<p>A:</p>	<p>A:</p>

i sk^west _____



Practice 2. (Answer the greeting that is shown in the picture).

		<p>Q: ?a ɣest sk^wek^wst A: ?e ɣest sk^wek^wst</p> <p>Q: k^w ečščen A: i čn ɣes</p>
--	--	---

Q: ?a ɣest sčlux ^w	Q: ?a ɣest sk ^w k ^w ?ec
A:	A:
Q: ?a ɣest sɣɣalt	Q: ?a ɣest snyák ^w qey
A:	A:
Q: k ^w ečščen	Q: k ^w ečščen
A:	A:
Q: k ^w ečščen	Q: k ^w ečščen
A:	A:

i sk^west _____

Practice 3. Draw a line from each word to a picture that matches. Use each picture one time only.



A i čn ɣes

B ɣest sk^wk^w?ec

C čn es ččalé

D čn es ʎáyɣ^wti

E ńem ełwíčntsn

F ɣest sk^wek^wst


G ɣest sɣlɣalt

H ɣest snyák^wqey

I ɣest sčlux^w

J ńem ełwíčtmn

Lesson 1 (Greetings)



Across

- 1. Good day
- 4. I am sick
- 6. see you later (singular)
- 10. Good morning
- 11. what is your name?
- 12. see you later (plural)

Down

- 2. Good afternoon
- 3. good night
- 5. I am tired
- 7. I am good
- 8. good evening
- 9. How are you?


Lesson 2: Kalispel Numbers and Age

Vocabulary:

1	nk ^w u?	11	?upn eł nk ^w u?	10	?upn
2	?esél	12	?upn eł ?esél	20	?esl?úpn
3	če?łés	13	?upn eł če?łés	30	čel?úpn
4	mus	14	?upn eł mus	40	mśl?upn
5	cil	15	?upn eł cil	50	clčl?upn
6	łáqn	16	?upn eł łáqn	60	táqnčl?upn
7	sispl	17	?upn eł sispl	70	ssplčl?upn
8	he?éńm	18	?upn eł he?éńm	80	he?ńml?úpn
9	xńut	19	?upn eł xńut	90	xńtł?upn
10	?upn	20	?esl?úpn	100	nk ^w o?qéy
				1000	o?pnčstqń

Sentences:

k ^w sk ^w nšspe(ntč)?	How old are you?
čn ____ smx ^w op.	I am ____ years old. (snows)
čn ____ spentč.	I am ____ years old.
sk ^w nšspe(ntč)?	How old is s/he?
x ^w a eł ____ smx ^w op.	She/He is ____ years old (snows)
x ^w a eł ____ spentč.	She/He is ____ years old.
stem łu a snčq ^w lq ^w lte? ?	What is your phone number?
i snčq ^w lq ^w lte? _____.	My number is _____.
_____ łu i snčq ^w lq ^w lte?.	

1 nk ^w u?	11 ?upn eł nk ^w u	30 čeł?úpń
2 ?esél	12 ?upn eł ?esél	40 mśł?upń
3 če?łés	13 ?upn eł če?łés	50 clčł?úpń
4 mus	14 ?upn eł mus	60 tąńčł?úpń
5 cil	15 ?upn eł cil	70 sspłčł?úpń
6 taąń	16 ?upn eł taąń	80 he?ńmł?úpń
7 sispł	17 ?upn eł sispł	90 xąńtł?úpń
8 he?éńm	18 ?upn eł he?éńm	100 nk ^w o?qéy
9 xńut	19 ?upn eł xńut	1000 o?pńčstąń
10 ?upn	20 ?esł?úpń	 snčq ^w lq ^w lte?

i sk^west _____

Practice 1. (Complete each sentence or problem with the correct Kalispel number).

- | | | | |
|------------------------------------|-----------------------------------|------------------------------------|--|
| 1. čeʔlés
+ <u>sispí</u> | 2. heʔéńm
- <u>cil</u> | 3. xńut
- <u>heʔéńm</u> | 4. xńut
- <u>mus</u> |
| 5. ʔupn
+ <u>cil</u> | 6. íaqn
- <u>čeʔlés</u> | 7. heʔéńm
+ <u>ʔesél</u> | 8. heʔéńm
- <u>nk^wu?</u> |
| 9. sispí
+ <u>xńut</u> | 10. íaqn
+ <u>ʔupn</u> | 11. xńut
+ <u>cil</u> | 12. čeʔlés
- <u>nk^wu?</u> |

Practice 2. Numbers 10-99 Practice putting together numbers 10-99. You must first know the tens digit (10, 20, 30, 40....) and then the single number. The two numbers are joined together with an "eł".

Enter the tens unit here.		single unit here	English Number
	eł		16
	eł		23
	eł		39
	eł		41
	eł		55
	eł		67
	eł		78
	eł		92

i sk^west _____

Practice 3. (Numbers 100 - 999) A more advanced manner of determining number combinations will place a single unit in front of the hundreds unit to describe “*how many hundreds*”. You can only use a single unit number to describe a hundreds unit. When we describe the hundred unit we use an “*s?*” to combine the single unit to the hundred unit. For instance, we can say “two-hundred’ but not “twenty-hundred’.

Enter any single unit (1-9) here to describe the hundreds		Enter the hundred unit here		Enter the tens unit here.		Enter the single unit here.	English Number
ḡnúť	s?	nķ^wo?qéy	eť	he?ńmł?úp n	eť	cil	985
?esél	s?	nķ^wo?qéy	eť	ḡḡńťł?úpń	eť	mus	294
	s?	nķ^wo?qéy	eť		eť		173
	s?	nķ^wo?qéy	eť		eť		478
	s?	nķ^wo?qéy	eť		eť		871
	s?	nķ^wo?qéy	eť		eť		608
	s?	nķ^wo?qéy	eť		eť		429

Practice 4. (Numbers 1000 - 9999) For the remaining numbers 1000-9999 we need to follow the same rationale as before. The only addition is the Kalispel word for thousand. Just as when we describe the hundred we use the **s/** to link or describe how many thousands. In the example, the number is not as long as it could be. We did this because of space in the table. If you want, you can add another single unit at the end to complete the number you want.

Enter any single unit (1-9) here to describe the thousand		Enter the thousand unit here		Enter the single unit (1-9) here to describe the hundred		Enter the hundred unit here		Enter any unit here	English number
he?éńm	s?	o?pńčstqń	eť	nķ^wu?	s?	nķ^wo?qéy	eť	čell?úpń	8,130
ḡnúť	s?	o?pńčstqń	eť	cil	s?	nķ^wo?qéy	eť		9,500
	s?	o?pńčstqń	eť		s?	nķ^wo?qéy	eť		5,912
	s?	o?pńčstqń	eť		s?	nķ^wo?qéy	eť		6,356
	s?	o?pńčstqń	eť		s?	nķ^wo?qéy	eť		1,924
	s?	o?pńčstqń	eť		s?	nķ^wo?qéy	eť		3,478

Practice 5. Draw a line from each word to a number that matches. Use each number one time only.

1 8

2 5

3 4

4 9

5 1

6 10

7 2

8 7

9 3

10 6

A ʔaǝn

B sisǝʔ

C heʔénm

D cil

E mus

F nk^wuʔ


G ʔesél

H čeʔlés

I xǝnut

J ʔupn

Lesson 2 (Numbers)



Across

- 3. eight
- 6. one thousand
- 10. six
- 11. ten
- 12. thirty
- 13. ninety
- 16. one hundred
- 17. fifty
- 19. seven

Down

- 1. forty
- 2. nine
- 3. eighty
- 4. four
- 5. twenty
- 7. seventy
- 8. two
- 9. sixty
- 14. one
- 15. five
- 18. three

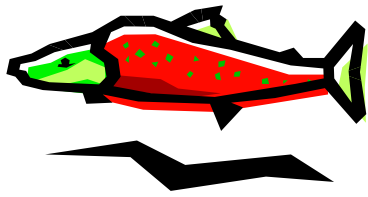
Lesson 3: Kalispel Foods 1

Vocabulary:

smličn	salmon
?u?úse?	eggs
patáq	potato
snq ^w ípúlex ^w	bread
lk ^w osó	pork (bacon)
h ^m t ^m to	beans
s ^t šatq	huckleberries
esx ^m íp sqeltč	dry meat
sx ^w é?li	camas

Sentences:


ha an xmenč tu _____?	Do you like _____?
in xmenč tu _____.	I like _____.
tam in xmenč tu _____.	I don't like _____.
ha k ^w es nte t _____?	Do you want some _____.
uné? or ?e	Yes
ta, lemlmtš	No, thanks.



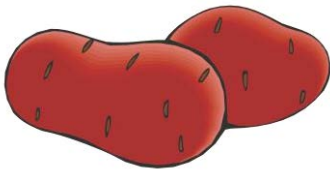
smłičn




snq̄w̄lpúlex̄w̄




łmłmto




patáq



?u?úse?




lk̄w̄osó



stšatq



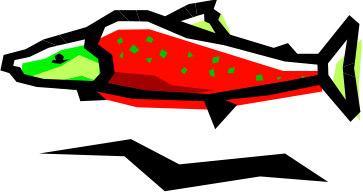
sx̄w̄é?li



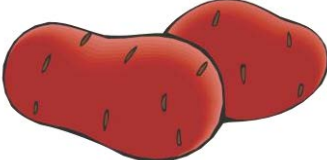




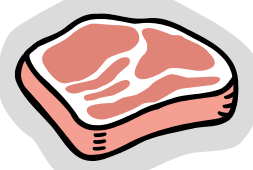


esx̄míp sqeltč

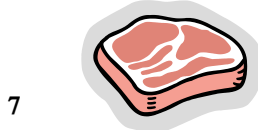
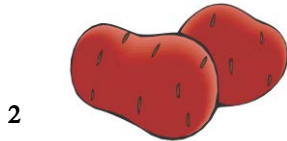

i sk^west _____

Practice 1. Answer the questions by telling if you like or want the food shown in the picture.

<p>Model:</p> 	<p>Q1: ha an xmenč tu smličn?</p> <p>A: in xmenč tu smličn.</p> <p>A: tam in xmenč tu smličn.</p>
---	---

	
<p>Q1: ha an xmenč tu snq^wípúlex^w</p>	<p>Q1: ha an xmenč tu tñtñtñ?</p>
<p>A:</p>	<p>A:</p>
	
<p>Q1: ha an xmenč tu patáq?</p>	<p>Q1: ha an xmenč tu ?u?úse? ?</p>
<p>A:</p>	<p>A:</p>
	
<p>Q1: ha an xmenč tu lk^wosó ?</p>	<p>Q1: ha an xmenč tu stšatq?</p>
<p>A:</p>	<p>A:</p>
	
<p>Q1: ha an xmenč tu sx^wé?li ?</p>	<p>Q1: ha an xmenč tu esxmíp sqeltč ?</p>
<p>A:</p>	<p>A:</p>

Practice 2. Draw a line from each word to a picture that matches. Use each picture one time only.



A esx^míp sqeltč

B ?u?úse?

C sx^wé?li

D snq^wípúlex^w

E łmłmto


F smłičn

G stšałq

H lk^wosó

I patáq

Lesson 3 (Foods 1)



Across

- 2. pork (bacon)
- 3. beans
- 7. bread
- 8. huckleberries

Down

- 1. dry meat
- 4. eggs
- 5. camas
- 6. potato
- 8. salmon



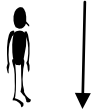
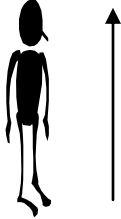






Lesson 4: Physical Descriptions 1

Vocabulary:

sk ^w k ^w imít	Young
p̄x ^w p̄x ^w ot	Old
q̄ ^w oct	Fat
č̄ta(s)	Skinny
k ^w tnalq ^w	Tall
łk ^w k ^w imálq ^w	Short
č̄sus	Ugly
swi?nú	Pretty
swi?númt	Good looking/handsome
yoyoót	Strong

Sentences:


ha k ^w ____?	Are you _____?
č̄n ____.	I'm _____.
tam č̄n ____.	I'm not _____.

 <p>p̄x̄^wp̄x̄^wot</p>	 <p>q̄^woct</p>	 <p>łk^wk^wimálq^w</p>
 <p>k^wtnalq^w</p>	 <p>swi?númt</p>	 <p>swi?nú</p>
 <p>čsus</p>	 <p>čta(s)</p>	 <p>yoyoót</p>
 <p>sk^wk^wimłt</p>		

i sk^west _____

Practice 1. (Answer the questions by telling if you are like what is shown in the picture).



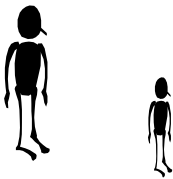





Model:





Q1: ha k^w p̄x^wp̄x^wot ?

A: čn p̄x^wp̄x^wot.

A: tam čn p̄x^wp̄x^wot.

	
Q: ha k ^w <u>q^woct</u> ?	Q: ha k ^w <u>čtas</u> ?
A:	A:
	
Q: ha k ^w <u>k^wtnalq^w</u> ? or ha k ^w <u>lk^wk^wimálq^w</u> ?	Q: ha k ^w <u>swi?númt</u> ?
A:	A:
	
Q: ha k ^w <u>čsus</u> ?	Q: ha k ^w <u>swi?nú</u> ?
A:	A:
	
Q: ha k ^w <u>sk^wk^wiml̄t</u> ?	Q: ha k ^w <u>yoyoót</u> ?
A:	A:

Practice 2. Draw a line from each word to a picture that matches. Use each picture one time only.



A **łk^wk^wimálq^w**

B **swi?númt**

C **yoyoót**

D **čtas**

E **čsus**

F **q^woct**


G **swi?nú**

H **k^wtnalq^w**

I **p^xw p^xw ot**

J **sk^wk^wimłt**

Lesson 4 (Physical Descriptions 1)



Across

- 3. skinny
- 6. short
- 8. pretty
- 10. strong

Down

- 1. tall
- 2. ugly
- 4. handsome
- 5. young
- 7. old
- 9. fat












Lesson 5: Kalispel States of Being 1

Vocabulary:


basic form	imperfective	English
čsǫme	čsǫmélti	Hungry
nḡmpcin	nḡmpci	Thirsty
npiyéls	npiyélsi	Happy
pupusénc̄	pupusénc̄i	Sad
čsʔítš	čsʔítši	Sleepy
ʔáyx̄ʔt	ʔáyx̄ʔti	Tired
suýt	súyti	Cold
leʔx̄ʔls		Rested
k̄ʔłpip		Disappointed, feeling down
šáí		Bored
łáq		Hot







Sentences:

ha kʷ es ____ (i)?	Are you ____?
unéʔ, čn es ____ (i).	Yes, I am ____.
tam čn es ____ (i).	No, I am not ____.
ha kʷ ____?	Are you (rested, disappointed, bored, hot)
unéʔ, čn ____.	Yes, I am ____.
ta čis ____.	No, I am not ____.






 <p data-bbox="277 457 467 510">čsǫmélti</p>	 <p data-bbox="678 457 846 510">nɣmpci</p>	 <p data-bbox="1065 457 1243 510">npiyélsi</p>
 <p data-bbox="256 804 483 856">pupusénci</p>	 <p data-bbox="691 804 833 856">čsʔítši</p>	 <p data-bbox="1073 804 1235 856">ʔáyɣʷti</p>
 <p data-bbox="318 1150 427 1203">suýtí</p>	 <p data-bbox="683 1150 841 1203">łeʔɣʷls</p>	 <p data-bbox="1081 1150 1222 1203">kʷłpip</p>
 <p data-bbox="334 1482 410 1535">šalí</p>	 <p data-bbox="724 1482 800 1535">łáq</p>	

Practice 1. (Answer the questions by telling how you are feeling).

<p>Model:</p> 	<p>Q1: ha k^w es <u>čsǫmélti</u> ?</p> <p>A: uné?, čn es <u>čsǫmélti</u>.</p> <p>A: tam čn es <u>čsǫmélti</u>.</p>
--	---

	
<p>Q: ha k^w es <u>npiyélsi</u></p>	<p>Q: ha k^w es <u>pupusénči</u> ?</p>
<p>A:</p>	<p>A:</p>
	
<p>Q: ha k^w es <u>řayx^wtí?</u></p>	<p>Q: ha k^w es <u>suýtí</u> ?</p>
<p>A:</p>	<p>A:</p>
	
<p>Q: ha k^w es <u>čs?itši</u> ?</p>	<p>Q: ha k^w es <u>nřmpci</u> ?</p>
<p>A:</p>	<p>A:</p>

Practice 2. (Answer the questions by telling how you are feeling.)

<p>Model:</p> 	<p>Q1: ha k^w <u>ł</u>aq ? A: uné?, čn <u>ł</u>aq. A: ta čis <u>ł</u>aq.</p>
	
<p>Q: ha k^w <u>š</u>alı ?</p>	<p>Q: ha k^w <u>k</u>łpip ?</p>
<p>A:</p>	<p>A:</p>
	
<p>Q: ha k^w <u>ł</u>e?ł^wls ?</p>	<p>Q: ha k^w <u>ł</u>aq ?</p>
<p>A:</p>	<p>A:</p>

i sk^west _____

Practice 3. Draw a line from each word to a picture that matches. Use each picture one time only.

1



2



3



4



5



6



7



8



9



10



11



A **łe?x^wls**

B **ł²aq**

C **k^włpip**

D **čs?ítši**

E **šalí**

F **pupusénči**

G **súyti**


H **łáyx^wti**

I **čsǫmélti**

J **npiyélsi**

K **n^xmpci**

Lesson 5 (States of Being)



Across

- 6. cold
- 7. tired
- 8. bored
- 9. hungry
- 10. thirsty

Down

- 1. dissappointed
- 2. rested
- 3. happy
- 4. sleepy
- 5. sad
- 11. hot

Lesson 6: Kalispel Personality Traits 1

Vocabulary


sisyús	Smart
xopt	Lazy
íéye?	Mean
xest	Nice
íen	Serious
xstmé	Funny
č?ešémn	Shy
nme?me?cín	Talkative
q ^w o?q ^w é	Crazy

Sentences:

ha k ^w ____?	Are you _____?
čn _____.	I am _____.
tam čn _____.	No, I am not _____.
ha ____?	Is he/she _____?
uné? _____.	Yes, he/she is _____.
ta(s)_____.	No, he/she is not _____.



sisyús



ᵾopt



ᵾéye?



ᵾest



ᵾen



ᵾstᵾe



nme?me?cín




č?ešémn











q^wo?q^wé

i sk^west _____


Practice 1. Answer the questions by telling about your personality.









<p>Model:</p> 	<p>Q1: ha k^w sisyús ? A: čn sisyús. A: tam čn sisyús.</p>
--	---

	
<p>Q: ha k^w xopt ?</p>	<p>Q: ha k^w íeye? ?</p>
<p>A:</p>	<p>A:</p>
	
<p>Q: ha k^w xest ?</p>	<p>Q: ha k^w íen ?</p>
<p>A:</p>	<p>A:</p>
	
<p>Q: ha k^w xstme ?</p>	<p>Q: ha k^w č?ešémn ?</p>
<p>A:</p>	<p>A:</p>
	
<p>Q: ha k^w nme?me?cín ?</p>	<p>Q: ha k^w q^wo?q^wé ?</p>
<p>A:</p>	<p>A:</p>

i sk^west _____

Practice 2. Answer the questions by telling about his/her personality.

<p>Model:</p> 	<p>Q1: ha <u>sisyús</u> ? A: uné? <u>sisyús</u>. A: tas <u>sisyús</u>.</p>
---	--

	
<p>Q: ha <u>xopt</u> ?</p>	<p>Q: ha <u>léye?</u> ?</p>
<p>A:</p>	<p>A:</p>
	
<p>Q: ha <u>xest</u> ?</p>	<p>Q: ha <u>len</u> ?</p>
<p>A:</p>	<p>A:</p>
	
<p>Q: ha <u>xstrne</u> ?</p>	<p>Q: ha <u>č?ešémn</u> ?</p>
<p>A:</p>	<p>A:</p>
	
<p>Q: ha <u>nme?me?cín</u> ?</p>	<p>Q: ha <u>q^wo?q^wé</u> ?</p>
<p>A:</p>	<p>A:</p>

i sk^west _____

Practice 3. Draw a line from each word to a picture that matches. Use each picture one time only.

1



A **łen**

2



B **łéye?**

3



C **ɣopt**

4



D **sisyús**

5



E **nme?me?cín**

6



F **ć?ešémn**

7



G **q^wo?q^wé**

8




H **ɣstmé**

9



I **ɣest**

Lesson 6 (Personality Traits 1)



Across

- 2. smart
- 5. talkative
- 7. crazy
- 8. nice

Down

- 1. mean
- 3. serious
- 4. shy
- 6. lazy
- 8. funny

Lesson 7: Colors

Vocabulary:

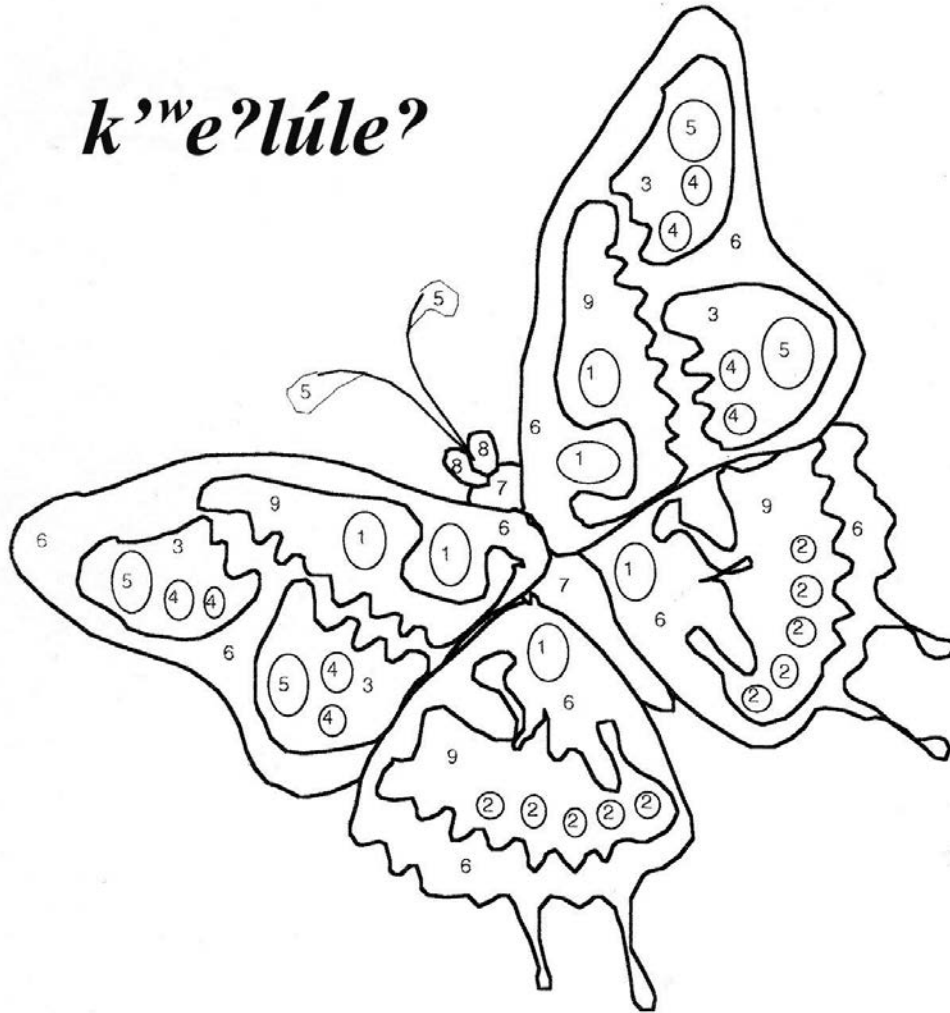
sqeyq'ey'	Colors
k'ıl	Red
k'alı'	Yellow
pum	Orange
q'eyn	Green
q'ay	Blue
piq	White
paʔ	Gray
hen	Pink
q'ay	Black
ıq'q'ay	Brown

Sentences:

t ceñ ecxey sqeyq'ey' hi?é ?	What color is this?
sey tu i _____.	That is _____.
t ceñ ecxey sqeyq'ey' hi?šé ?	What color is that?
sey tu i _____.	That is _____.

Practice 1. Color the butterfly according to the key.

k^we?lúle?



Key

- 1: piq
- 2: q^way
- 3: k^wil
- 4: q^way
- 5: hen
- 6: k^walí?
- 7: p^um
- 8: paʃ
- 9: q^weyn

HELP

k^wil Red, k^walí? Yellow, p^um Orange, q^weyn Green,
 q^way Blue, piq White, paʃ Gray, hen Pink,
 q^way Black, k^way Brown

Practice 2. Draw a line from each color to the Kalispel word. Use each picture one time only.

1 Green

A piq

2 Black

B paʔ

3 Red

C p̄um

4 Orange

D q^weyn

5 Blue

E hen

6 Yellow

F k^wil̄

7 White

G k^walíʔ


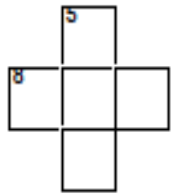
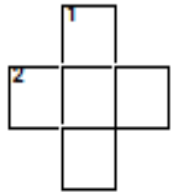
8 Pink

H q^way

9 Gray

I q̄^way

Lesson 7 (Colors)



Across

- 2. red
- 4. brown
- 8. grey
- 9. colors
- 10. pink

Down

- 1. white
- 3. yellow
- 5. blue
- 6. green
- 7. orange
- 11. black

Lesson 8: Drinks

Vocabulary:

sust	Drink
kapí	Coffee
sq?em	Milk
sewłk ^w	Water
n ^l tišk ^w	Pop/Juice
lití	Tea
n ^x wosk ^w	Beer
nk ^w iłk ^w	Wine

Sentences:

ha k ^w es nte k ^w qs sústi ?	Do you want something to drink?
uné?	yes.
ta	no.
stem łu as sustm?	What are you drinking?
čn es sústi t _____.	I am drinking _____.
ha k ^w es sústi t ____?	Are you drinking _____?
ta, tam čn es sústi t _____.	No, I am not drinking _____.
ha k ^w es nte t _____?	Do you want some _____?
uné?, čn es nte t _____.	Yes, I want some _____.
ta čn es nte t _____.	No, I do not want some _____.



kapí



nk^wilk^w



nx^wosk^w



lití



ntišk^w



sewłk^w






sq?em





sust

Practice 1. (Answer the questions by telling if you are drinking what is shown in the picture).



	<p>Q: ha k^w es sústi t <u>kapí</u> ?</p> <p>A: uné?, čn es sústi t <u>kapí</u>.</p> <p>A: ta čn es sústi t <u>kapí</u>.</p>
---	--

	
---	--

<p>Q: ha k^w es sústi t <u>nk^wilk^w</u> ?</p>	<p>Q: ha k^w es sústi t <u>n^xwosk^w</u> ?</p>
<p>A:</p>	<p>A:</p>








	
---	--

<p>Q: ha k^w es sústi t <u>lití</u> ?</p>	<p>Q: ha k^w es sústi t <u>n^tíšk^w</u> ?</p>
<p>A:</p>	<p>A:</p>








	
---	--

<p>Q: ha k^w es sústi t <u>sew^lk^w</u> ?</p>	<p>Q: ha k^w es sústi t <u>sq[?]em</u> ?</p>
<p>A:</p>	<p>A:</p>


Practice 2. (Answer the questions by telling what you are drinking).

	<p>Q: steń łu as sustm? A: čn es sústi t <u>kapí</u> ?</p>
	
<p>Q: steń łu as sustm?</p>	<p>Q: steń łu as sustm?</p>
<p>A:</p>	<p>A:</p>
	
<p>Q: steń łu as sustm?</p>	<p>Q: steń łu as sustm?</p>
<p>A:</p>	<p>A:</p>
	
<p>Q: steń łu as sustm?</p>	<p>Q: steń łu as sustm?</p>
<p>A:</p>	<p>A:</p>

Practice 3. Answer the questions by telling if you want the drink shown in the picture.

	<p>Q: ha k^w es nte t <u>kapí</u> ?</p> <p>A: uné?, čn es nte t <u>kapí</u>.</p> <p>A: ta čn es nte t <u>kapí</u>.</p>
	
<p>Q: ha k^w es nte t <u>nk^wilk^w</u> ?</p>	<p>Q: ha k^w es nte t <u>n^xwosk^w</u> ?</p>
<p>A:</p>	<p>A:</p>
	
<p>Q: ha k^w es nte t <u>lití</u> ?</p>	<p>Q: ha k^w es nte t <u>n^tišk^w</u> ?</p>
<p>A:</p>	<p>A:</p>
	
<p>Q: ha k^w es nte t <u>sewík^w</u> ?</p>	<p>Q: ha k^w es nte t <u>sq?em</u> ?</p>
<p>A:</p>	<p>A:</p>

Practice 4. Draw a line from each word to a picture that matches. Use each picture one time only.



A **sust**

B **kapí**

C **sq?em**

D **sewłk^w**


E **n^łışk^w**

F **lití**

G **n^xwosk^w**

H **nk^wilk^w**

Lesson 8 (Drinks)



Across

4. milk
5. tea
6. wine

Down

1. coffee
2. water
3. pop
4. drink
6. beer











Lesson 9: Kalispel Weather

Vocabulary:

ečšćen ɬu sʔacɬnúx ^w yetɬx ^w á? ?	What/how is the weather like today?
i ɬáq	Its Hot.
i q ^w q ^w ec	Its Warm.
i xa	Its Cool (chilly).
i k ^w k ^w íł	Its Sunny.
i čtiḥ	Its Cloudy
čalt	Its Cold.
es néwti	Its Windy.
es ɬipéysi	Its Raining.
es ḥx ^w pmi	Its Snowing.
es ssalúsi	Its Hailing.


Sentences:









ha (i) ____?	Is it _____? (hot, warm, cool, sunny, cloudy)
uné? i _____.	Yes, it is _____.
ta i(s)_____.	No, it is not _____.
ha _____?	Is it _____? (cold)
uné? _____.	Yes, it is _____.
ta i(s)_____.	No, it is not _____.
ha es _____?	Is it _____? (windy, raining, snowing, hailing)
uné?, es _____.	Yes, it is _____.
tam es _____.	No, it is not _____.

 <p data-bbox="315 485 423 541">i łaq</p>	 <p data-bbox="721 485 805 541">čalt</p>	 <p data-bbox="1062 495 1247 548">i q^wq^wec</p>
 <p data-bbox="331 905 412 957">i xa</p>	 <p data-bbox="672 894 854 947">i k^wk^wlił</p>	 <p data-bbox="1089 905 1214 947">i čtim</p>
 <p data-bbox="269 1304 477 1356">es tipéysi</p>	 <p data-bbox="643 1304 883 1356">es m^xp^wmi</p>	 <p data-bbox="1052 1304 1260 1356">es ssałúsi</p>
 <p data-bbox="282 1713 464 1766">es néwti</p>		

i sk^west _____


Practice 1. (Answer the questions by telling what the weather is like in the picture).

	<p>Q: ečšćen ħu sʔacɣnúx^w yetɫɣ^wá? ?</p> <p>A: es <u>tipéysi.</u></p> <p>A: <u>čált.</u></p> <p>A: i <u>łáq.</u></p>
---	--

	
<p>Q: ečšćen ħu sʔacɣnúx^w yetɫɣ^wá? ?</p>	<p>Q: ečšćen ħu sʔacɣnúx^w yetɫɣ^wá? ?</p>
<p>A:</p>	<p>A:</p>
	
<p>Q: ečšćen ħu sʔacɣnúx^w yetɫɣ^wá? ?</p>	<p>Q: ečšćen ħu sʔacɣnúx^w yetɫɣ^wá? ?</p>
<p>A:</p>	<p>A:</p>
	
<p>Q: ečšćen ħu sʔacɣnúx^w yetɫɣ^wá? ?</p>	<p>Q: ečšćen ħu sʔacɣnúx^w yetɫɣ^wá? ?</p>
<p>A:</p>	<p>A:</p>
	
<p>Q: ečšćen ħu sʔacɣnúx^w yetɫɣ^wá? ?</p>	<p>Q: ečšćen ħu sʔacɣnúx^w yetɫɣ^wá? ?</p>
<p>A:</p>	<p>A:</p>

i sk^west _____

Practice 2. (Answer the questions by telling what the weather is like in the picture).

	<p>Q: ha i k^wk^wlił ?</p> <p>A: uné? i k^wk^wlił.</p>
---	--


 <p>Q: ha i <u>ł</u>aq ?</p> <p>A:</p>	 <p>Q: ha i q^wq^wec ?</p> <p>A:</p>	 <p>Q: ha i <u>xa</u> ?</p> <p>A:</p>
 <p>Q: ha <u>całt</u> ?</p> <p>A:</p>	 <p>Q: ha i <u>ctim</u> ?</p> <p>A:</p>	 <p>Q: ha es <u>m^xw^pmi</u> ?</p> <p>A:</p>
 <p>Q: ha es <u>ne^wti</u> ?</p> <p>A:</p>	 <p>Q: ha es <u>tipéysi</u> ?</p> <p>A:</p>	 <p>Q: ha es <u>ssalúsi</u> ?</p> <p>A:</p>

Practice 3. Draw a line from each word to a picture that matches. Use each picture one time only.

1



2



3



4



5



6



7



8



9



10



A es m̄x^wp̄mi

B i x̄a

C es néw̄ti

D es ssałúsi

E i č̄tim

F es tipéysi


G i k^wk^wl̄i

H i q^wq^wec

I i ħ̄aǭ

I č̄ał̄t

Lesson 9 (Weather)



Across

- 3. cool
- 6. hailing
- 8. sunny

Down

- 1. rainy
- 2. cold
- 4. hot
- 5. windy
- 6. snowing
- 7. warm
- 9. cloudy

Lesson 10: Kalispel Places to go

Vocabulary:

citx ^w	House
sntumístn	Store
snmeméytn	School
snčawmn	Church
esyapqéyñi	Pow Wow
člq̄li	Lake
esmq̄ ^w móq̄ ^w	Mountains
ntx ^w etk ^w	River
člq̄ ^w o?	Usk
čmq̄ ^w oqnú	Cusick

Sentences:

č čeñ u k ^w es x ^w úyi ?	Where are you going?
čn es x ^w úyi č ____.	I'm going to ____.
či qs x ^w úyi č ____.	I'm going to go to ____.
ha ñem k ^w x ^w uy č ____ ?	Will you be going to the ____?
?e, ñem čn x ^w uy č ____.	Yes, I will be going to the ____.
ta, ta či qs x ^w úyi č ____.	No, I'm not going to be going to the ____.
č čeñ u qe qs x ^w úyi ?	Where are we going to go to?
qe qs x ^w úyi č ____.	We are going to go to ____.



citx^w




sntumístn



snmeméytn




snčawmn



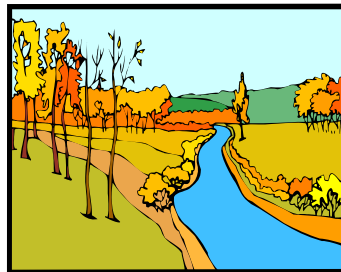
esyapqéyñi



člǫli



esmǫ^wmóǫ^w



ntx^wetk^w

Usk



člǫ^wo?


Cusick

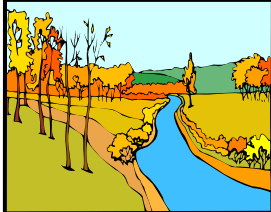



čmǫ^woqnú

i sk^west _____

Practice 1. Answer the questions by telling where you are going.

	<p>Q: č čeň u k^w es x^wúyi ?</p> <p>A: čn es x^wúyi č <u>esmq^wmóq^w</u>.</p> <p>A: či qs x^wúyi č <u>esmq^wmóq^w</u>.</p>
---	---

	
---	--

Q: č čeň u k^w es x^wúyi ?

A:

Q: č čeň u k^w es x^wúyi ?

A:


--

Q: č čeň u k^w es x^wúyi ?

A:

 <p>Cusick</p>

Q: č čeň u k^w es x^wúyi ?

A:

 <p>Usk</p>
--

Q: č čeň u k^w es x^wúyi ?

A:



Q: č čeň u k^w es x^wúyi ?

A:



Q: č čeň u k^w es x^wúyi ?

A:



--

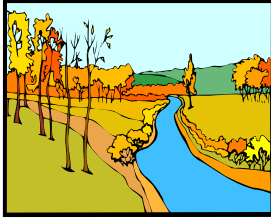







Q: č čeň u k^w es x^wúyi ?

A:

i sk^west _____


Practice 2. Answer the questions by telling if you are going to go where the picture shows.

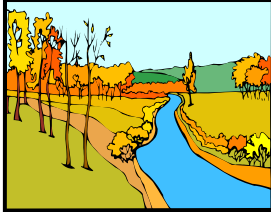

	<p>Q: ha ñem k^w x^wuy ċ <u>snmeméytn</u> ?</p> <p>A: ?e, ñem čn x^wuy ċ <u>snmeméytn</u>.</p> <p>A: ta, ta či qs x^wúyi ċ <u>snmeméytn</u>.</p>
---	--

	
<p>Q: ha ñem k^w x^wuy ċ <u>ntx^wetk^w</u>?</p>	<p>Q: ha ñem k^w x^wuy ċ <u>esyapqéyñi</u> ?</p>
<p>A:</p>	<p>A:</p>
	 <p>Cusick</p>
<p>Q: ha ñem k^w x^wuy ċ <u>citx^w</u> ?</p>	<p>Q: ha ñem k^w x^wuy ċ <u>čmq^woqnú</u> ?</p>
<p>A:</p>	<p>A:</p>
 <p>Usk</p>	
<p>Q: ha ñem k^w x^wuy ċ <u>člǫ^wo</u> ?</p>	<p>Q: ha ñem k^w x^wuy ċ <u>snčawmn</u> ?</p>
<p>A:</p>	<p>A:</p>
	
<p>Q: ha ñem k^w x^wuy ċ <u>člǫli</u> ?</p>	<p>Q: ha ñem k^w x^wuy ċ <u>sntumístn</u> ?</p>
<p>A:</p>	<p>A:</p>

i sk^west _____

Practice 3. (Answer the questions by telling where you are going?)

	<p>Q: ě čeň u qe qs x^wúyi ?</p> <p>A: qe qs x^wúyi ě <u>snmeméytn.</u></p>
---	---

	
---	--

Q: ě čeň u qe qs x^wúyi ?

Q: ě čeň u qe qs x^wúyi ?

A:

A:

 |

Cusick |

Q: ě čeň u qe qs x^wúyi ?

Q: ě čeň u qe qs x^wúyi ?

A:

A:

Usk |

|

Q: ě čeň u qe qs x^wúyi ?

Q: ě čeň u qe qs x^wúyi ?

A:

A:

|

|

Q: ě čeň u qe qs x^wúyi ?

Q: ě čeň u qe qs x^wúyi ?

A:

A:

Kalispel I (rev 8-15)
Student Workbook1 (Lessons 1-15)

59

Practice 4. Draw a line from each word to a picture that matches. Use each picture one time only.

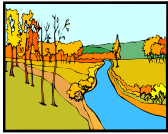
1



2



3



4




5



6



7



8



9



10



A esmǫ^wmóǫ^w

B čmǫ^woqnú

C esyapqéyǵi

D snmeméyǵtn

E snčawmn

F sntumístn


G čłǫ^wo?

H čłǫli

I citx^w

J ntǵ^wetk^w

Lesson 10 (Places to Go)



Across

- 5. school
- 7. church
- 9. lake
- 10. house

Down

- 1. mountains
- 2. pow wow
- 3. cusick
- 4. store
- 6. usk
- 8. river



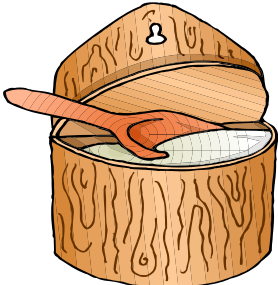


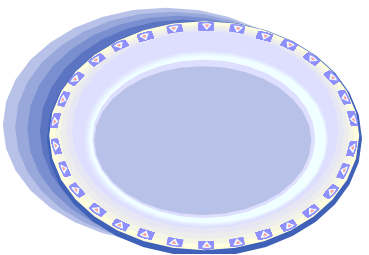



Lesson 11: Having a Meal

Vocabulary:

ćol	Salt
łxta	Pepper
tiš	Sugar
łek ^w pcíntn	Fork
łumń	Spoon
łninćmn	Knife
qpéłce?tn	Plate
łipo	Cup
s?iłn	Food







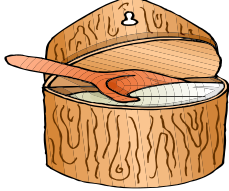


Sentences:

ck ^w ent ci _____.	Pass me that _____.
ćeń łu _____?	Where is the _____?
ihé? łu _____.	Here is the _____.
ta es mistén.	I don't know.
ha k ^w es nte t _____?	Do you want some _____?
?e, ck ^w ent ci _____.	Yes, pass me that _____.
ta.	No.

 <p data-bbox="365 514 438 577">ćol</p>	 <p data-bbox="779 525 885 588">łtxta</p>	 <p data-bbox="1209 514 1274 577">tiš</p>
 <p data-bbox="292 966 527 1029">łek^wpcítn</p>	 <p data-bbox="747 966 868 1029">łumn</p>	 <p data-bbox="1144 966 1356 1029">qpéłće?tn</p>
 <p data-bbox="292 1459 479 1522">łninčmn</p>	 <p data-bbox="779 1459 868 1522">łpo</p>	 <p data-bbox="1169 1459 1274 1522">s?iłn</p>







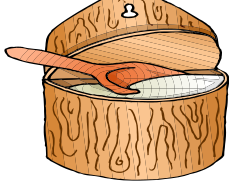

i sk^west _____

Practice 1. (Answer the questions by telling whether you want what is in the picture).

	<p>Q: ha k^w es nte t <u>ćol</u>?</p> <p>A: e? ck^went ci <u>ćol</u>.</p> <p>A: ta.</p>
	
<p>Q: ha k^w es nte t <u>łxta</u> ?</p>	<p>Q: ha k^w es nte t <u>łek^wpcíntn</u>?</p>
<p>A:</p>	<p>A:</p>
	
<p>Q: ha k^w es nte t <u>łurn</u> ?</p>	<p>Q: ha k^w es nte t <u>qpéłce?tn</u> ?</p>
<p>A:</p>	<p>A:</p>
	
<p>Q: ha k^w es nte t <u>łinčmn</u> ?</p>	<p>Q: ha k^w es nte t <u>łiř</u> ?</p>
<p>A:</p>	<p>A:</p>
	
<p>Q: ha k^w es nte t <u>łpo</u> ?</p>	<p>Q: ha k^w es nte t <u>s?iłn</u> ?</p>
<p>A:</p>	<p>A:</p>

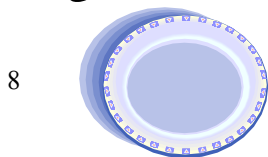
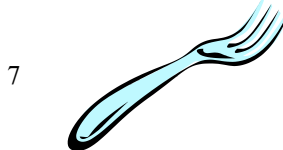
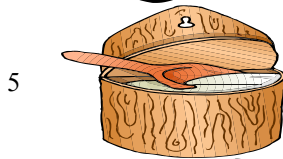


i sk^west _____

Practice 2. Answer the questions by telling whether you have or know where the item asked for in the picture. Also answer if you don't know.

	<p>Q: čeň tu <u>čoí</u> ? A: ihé? tu <u>čoí</u>. A: ta es mistén.</p>
	
<p>Q: čeň tu <u>ítxta</u> ?</p>	<p>Q: čeň tu <u>lek^wpcíntn</u>?</p>
<p>A:</p>	<p>A:</p>
	
<p>Q: čeň tu <u>tuřn</u> ?</p>	<p>Q: čeň tu <u>qpéčce?tn</u> ?</p>
<p>A:</p>	<p>A:</p>
	
<p>Q: čeň tu <u>řnínčmn</u> ?</p>	<p>Q: čeň tu <u>řiš</u> ?</p>
<p>A:</p>	<p>A:</p>
	
<p>Q: čeň tu <u>řlpo</u> ?</p>	
<p>A:</p>	

i sk^west _____

Practice 3. Draw a line from each word to a picture that matches. Use each picture one time only.



A **tiš**

B **col**

C **lek^wpcintn**

D **s?ihn**

E **lumn**


F **htxta**

G **qpelce?tn**

H **lpo**

I **lnincmn**

Lesson 11 (Having a Meal)



Across

3. sugar
4. cup
6. plate
8. spoon

Down

1. knife
2. salt
4. fork
5. food
7. pepper

Lesson 12: Telling Time

Vocabulary:

ǎe í kʷinš ?	What time is it now?
ǎe í ____ . (1-12)	It is (already) ____ o'clock. (1-12)
ǎe í nkʷu? eł sčut.	It is one thirty.
ǎe í mus eł sčut.	It is four thirty.
ǎe í cil eł sčut.	It is five thirty.
ǎe í taqn eł sčut.	It is six thirty.
ǎe í sispl eł sčut.	It is seven thirty.
ǎe í ʔupn eł sčut.	It is ten thirty.
ǎe í nkʷu? eł ʔeslʔúp.	It is one twenty.
ǎe í ʔesél eł cil.	It is two-o-five.
ǎe í heʔénm eł ʔupn.	It is eight ten.
ǎe í xnut eł ʔupn eł cil.	It is nine fifteen.
ǎe í ʔupn eł nkʷu? eł mslʔupn eł cil.	It is eleven forty-five.
ǎe í kʷinš ?	What time is it now?
ǎe í skʷekʷst	It is (already) morning.
ǎe í ntʰqey	It is (already) noon.
ǎe í nyakʷqey	It is (already) afternoon.
ǎe í čluxʷ	It is (already) evening
ǎe í tʰeʷs skʷkʷ?ec	It is (already) midnight.



ǎe í kʷinš



ǎe í skʷekʷst




ǎe í nyakʷqéy



ǎe í čluxʷ













ǎe í txʷeʷs skʷkʷʔec




ǎe í ntxʷqey

Practice 1. (Answer the questions by telling what time it is).

	<p>Q: ĺe í kwinš ? A: ĺe í ?upn.</p>
---	--

		
<p>Q: ĺe í kwinš ?</p>	<p>Q: ĺe í kwinš ?</p>	<p>Q: ĺe í kwinš ?</p>
<p>A:</p>	<p>A:</p>	<p>A:</p>
		
<p>Q: ĺe í kwinš ?</p>	<p>Q: ĺe í kwinš ?</p>	<p>Q: ĺe í kwinš ?</p>
<p>A:</p>	<p>A:</p>	<p>A:</p>
		
<p>Q: ĺe í kwinš ?</p>	<p>Q: ĺe í kwinš ?</p>	<p>Q: ĺe í kwinš ?</p>
<p>A:</p>	<p>A:</p>	<p>A:</p>

Practice 2. Draw a line from each word to a picture that matches. Use each picture one time only.



A ǎe í nyak^wqéy

B ǎe í taq̄n

C ǎe í ntḥ^wqey

D ǎe í he?éñm

E ǎe í tḥ^weḥs sk^wk^w?ec

F ǎe í nk^wu?


G ǎe í ?upn

H ǎe í sk^wek^wst

I ǎe í ?upn eḥ nk^wu?

J ǎe í člux^w

Lesson 12 (Telling Time)



Across

- 3. It is already seven o'clock
- 7. it is (already) midnight

Down

- 1. It is (already) one-thirty
- 2. it is (already) morning
- 4. it is (already) afternoon
- 5. it is (already) noon
- 6. it is (already) evening
- 7. what time is it?


Lesson 13: Foods 2

Vocabulary:

ɬkʷɬkʷalıʔ	Corn
sʷewɬ	Fish
sɣsetkʷ	Soup
lipúl	Chicken
sʰukʷm	Carrots
qeytq̄m	Strawberries
qʷléwyeʔ	Onion
ʔapls	Apples

Sentences:


ha an ɣmenč ɬu ____?	Do you like _____?
ʔe, in ɣmenč ɬu ____.	Yes, I like _____.
ta, tam in ɣmenč ɬu ____.	No, I don't like _____.
ha kʷ es nte t _____?	Do you want some _____.
ta, lemlmtš.	No, thanks.
ʔe.	Yes.



łk^włk^walí?



?apls




s^wewł



sxsetk^w




q^wléwye?



qeytqm











s^łuk^wm



lipúl


Practice 1. (Answer the questions by telling whether you like what is in the picture).








	<p>Q: ha an xmenč tu <u>fk^wlk^walı</u>? ?</p> <p>A: ?e, in xmenč tu <u>fk^wlk^walı</u>?</p> <p>A: ta, tam in xmenč tu <u>fk^wlk^walı</u>?</p>
---	--

	
<p>Q: ha an xmenč tu <u>swewı</u> ?</p>	<p>Q: ha an xmenč tu <u>sxsetk^w</u> ?</p>
<p>A:</p>	<p>A:</p>
	
<p>Q: ha an xmenč tu <u>q^wléwye</u>? ?</p>	<p>Q: ha an xmenč tu <u>qeytqm</u> ?</p>
<p>A:</p>	<p>A:</p>
	
<p>Q: ha an xmenč tu <u>słuk^wm</u> ?</p>	<p>Q: ha an xmenč tu <u>lipúl</u> ?</p>
<p>A:</p>	<p>A:</p>
	
<p>Q: ha an xmenč tu <u>?apls</u> ?</p>	
<p>A:</p>	




i sk^west _____

Practice 2. (Answer the questions by telling whether you want what is in the picture).

	<p>Q: ha k^w es nte t <u>lk^wlk^walı</u>? ?</p> <p>A: ?e</p> <p>A: ta, lemlmtš.</p>
---	---

	
<p>Q: ha k^w es nte t <u>s^wewı</u> ?</p>	<p>Q: ha k^w es nte t <u>s^xsetk^w</u>?</p>
<p>A:</p>	<p>A:</p>
	
<p>Q: ha k^w es nte t <u>q^wléwye</u> ?</p>	<p>Q: ha k^w es nte t <u>q^eytám</u> ?</p>
<p>A:</p>	<p>A:</p>
	
<p>Q: ha k^w es nte t <u>s^luk^wm</u> ?</p>	<p>Q: ha k^w es nte t <u>lipúl</u> ?</p>
<p>A:</p>	<p>A:</p>
	
<p>Q: ha k^w es nte t <u>?apls</u> ?</p>	
<p>A:</p>	

Practice 3. Draw a line from each word to a picture that matches. Use each picture one time only.



A q^wléwye?

B sxsetk^w

C ?apls

D s^wewł


E łk^włk^walí?

F qeytqm

G lipúl

H s^łuk^wm

Lesson 13 (Foods 2)



Across

- 4. corn
- 6. soup
- 7. carrots

Down

- 1. chicken
- 2. onion
- 3. strawberries
- 5. apples
- 6. fish


Lesson 14: Physical Descriptions 2

Vocabulary:

čq ^w nq ^w eyns	Green eyes
čq ^w yq ^w ays	Blue eyes
člq ^w q ^w yq ^w ays	Brown eyes
čq ^w yq ^w ays	Black eyes
čq ^w ayqn	Black hair
čpax ^w qn	Brown hair
čpiqqn	Blond hair
čk ^w ilqn	Red hair
čwisšnqn	long hair
ččaylqn	short hair
čq ^w áyče?	dark (skinned)
čpíqče?	fair (skinned)

Sentences:

ha k ^w _____?	Do you have _____?
uné?, čn _____.	Yes, I have _____.
ta, tam čn _____.	No, I don't have _____.
ha _____ ħu Aliksá/Akát?	Does Alexander/Agatha have _____?
uné?, _____.	Yes, he/she has _____.
ta, tam _____.	No, he/she doesn't have _____.




čq^wyq^ways



čq^wnq^weys



člq^wq^wyq^ways



čq^wyq^ways



čq^wáyce?




čpíqce?



ččaylqn



čwisšnqn




čq^wayqn



čk^wilqn




čpax^wqn










čpiqqn

Practice 1. (Answer the questions by telling what you are like shown in the picture).

Model:




Q1: ha k^w čq^wyq^ways?
A: uné?, čn čq^wyq^ways.
A: ta, tam čn čq^wyq^ways

	
<p>Q1: ha k^w čq^wnq^weyns ?</p>	<p>Q1: ha k^w čpíqće? ?</p>
<p>A:</p>	<p>A:</p>
	
<p>Q1: ha k^w čq^wayqn ?</p>	<p>Q1: ha k^w čpax^wqn ?</p>
<p>A:</p>	<p>A:</p>
	
<p>Q1: ha k^w čpiqqn ?</p>	<p>Q1: ha k^w čwisšqn ?</p>
<p>A:</p>	<p>A:</p>
	
<p>Q1: ha k^w čq^wáyće? ?</p>	
<p>A:</p>	









i sk^west _____

Practice 2. (Answer the questions by telling what you are like shown in the picture).


Model:



Q: ha čq^wayqn lu Alikśá/Akát?
 A: uné?, čq^wayqn.
 A: ta, tam čq^wayqn.

	
<p>Q: ha čq^wnq^weyns lu Alikśá/Akát?</p>	<p>Q: ha ččaylqn lu Alikśá/Akát?</p>
<p>A:</p>	<p>A:</p>
	
<p>Q: ha čq^wnq^weyns lu Alikśá/Akát?</p>	<p>Q: ha čk^wilqn lu Alikśá/Akát?</p>
<p>A:</p>	<p>A:</p>
	
<p>Q: ha čpiqqn lu Alikśá/Akát?</p>	<p>Q: ha čwisšnqn lu Alikśá/Akát?</p>
<p>A:</p>	<p>A:</p>
	
<p>Q: ha čq^wáyce lu Alikśá/Akát?</p>	<p>Q: ha čq^wyq^ways lu Alikśá/Akát?</p>
<p>A:</p>	<p>A:</p>

Practice 3. Draw a line from each word to a picture that matches. Use each picture one time only.



A **čpíqqn**

B **čq^wnq^weyns**

C **čq^wáyce?**

D **čpíqce?**

E **čwisšnqn**

F **čq^wyq^ways**

G **čpax^wqn**

H **čq^wayqn**


A **ččaylqn**

B **člq^wq^wyq^ways**

C **čq^wyq^ways**

D **čk^wilqn**

Lesson 14 (Physical Descriptions 2)



Across

- 2. red hair
- 4. blue eyes
- 5. green eyes
- 6. black hair
- 8. fair skin
- 9. blonde hair

Down

- 1. long hair
- 2. short hair
- 3. black eyes
- 4. brown eyes
- 5. dark (skin)
- 7. brown hair

Lesson 15: Actions 1

Vocabulary:

basic	they form	English
nk ^w nem	nk ^w né?em	Sing
k ^w u ^l m	k ^w ú?u ^l m	Work
k ^w í ^s ncut	k ^w í ^s ncú?ut	Cook
čiw ^l š	čí?iw ^l š	Climb
člip	čí?ip	Hunt
memscút	memscú?ut	Play
čawm	čá?awm	Pray
xect	xé?ect	Dig

Practice 1.

ha an xmenč k ^w qs _____?	Do you like to _____?
uné?, in xmenč či qs _____.	Yes, I like to _____.
ta, tam in xmenč či qs _____.	No, I don't like to _____.
ha xmé?enčis qs _____?	Do they like to _____?
uné?, xmé?enčis qs _____.	Yes, they like to _____.
ta, tam xmé?enčis qs _____.	No, they don't like to _____.

** Using the či qs and the qs are OK with this form. It is used in the habitual form and doesn't need the "ing" form.*



čawm



nk^wnem



k^wisncut



čiwłš




člip



memscút




k^wułm











xect

Practice 1. Answer the questions by telling if you like to do what is asked in the picture.

Model:



Q: ha an xmenč k^w qs čawm ?
A: uné?, in xmenč či qs čawm.
A: ta, tam in xmenč či qs čawm.

	
<p>Q: ha an xmenč k^w qs nk^wnem ?</p>	<p>Q: ha an xmenč k^w qs k^wulm ?</p>
<p>A:</p>	<p>A:</p>
	
<p>Q: ha an xmenč k^w qs k^wisncu ?</p>	<p>Q: ha an xmenč k^w qs xect ?</p>
<p>A:</p>	<p>A:</p>
	
<p>Q: ha an xmenč k^w qs člpmi ?</p>	<p>Q: ha an xmenč k^w qs memscút ?</p>
<p>A:</p>	<p>A:</p>
	
<p>Q: ha an xmenč k^w qs čiwlš ?</p>	<p>Q: ha an xmenč k^w qs čawm ?</p>
<p>A:</p>	<p>A:</p>

i skwest _____

Practice 2. (Answer the questions by telling if they like to do what is asked in the picture).

Model:



Q: ha xme'enčis qs čá?awm ?

A: uné?, xme'enčis qs čá?awm.

A: ta, tam xme'enčis qs čá?awm.

<p>Q: ha xmenčis qs člí?ip ?</p>	<p>Q: ha xme'enčis qs k'wú?uľm ?</p>
<p>A:</p>	<p>A:</p>
<p>Q: ha xme'enčis qs k'wľsncú?ut ?</p>	<p>Q: ha xme'enčis qs čí?iwľš ?</p>
<p>A:</p>	<p>A:</p>
<p>Q: ha xme'enčis qs čá?awm ?</p>	<p>Q: ha xme'enčis qs memscú?ut ?</p>
<p>A:</p>	<p>A:</p>
<p>Q: ha xme'enčis qs xé?ect ?</p>	<p>Q: ha xme'enčis qs nk'wéné?em ?</p>
<p>A:</p>	<p>A:</p>

i sk^west _____

Practice 3. Draw a line from each word to a picture that matches. Use each picture one time only.

1



A k^wísncut

2



B xect

3



C čawm

4



D čłip

5



E memscút

6



F k^wułm

7




G čiwłš

8



H nk^wnem

Lesson 15 (Actions 1)



Across

- 1. hunt
- 2. sing
- 4. climb
- 6. cook
- 7. dig

Down

- 3. play
- 4. pray
- 5. work