

***Qlispé
snuwéwłštn***




Kalispel I

Lessons 16-30

(rev August 2015)

Copyright Notice



The curriculum template used in the Kalispel I Curriculum Project is copyrighted by Christopher Parkin and continues to be the sole property of Christopher Parkin.

The curriculum template is licensed at no cost for non-commercial use by the Kalispel Tribe.

Curriculum Template © 2002-2015 Christopher Parkin

All Kalispel Salish Content © 2015 Kalispel Tribe of Indians

Qlispé snuwéwlštñ

Table of Contents

Lessons 16-30

<i>Contents</i>	<i>Page</i>
<i>Lesson 16 (Classroom Objects)</i>	<i>4</i>
<i>Lesson 17 (Clothes 1)</i>	<i>10</i>
<i>Lesson 18 (Body parts 1)</i>	<i>16</i>
<i>Lesson 19 (Places in the city)</i>	<i>21</i>
<i>Lesson 20 (Days of the week)</i>	<i>28</i>
<i>Lesson 21 (Health and sickness)</i>	<i>35</i>
<i>Lesson 22 (Clothes 2)</i>	<i>41</i>
<i>Lesson 23 (Family 1)</i>	<i>48</i>
<i>Lesson 24 (Family 2)</i>	<i>54</i>
<i>Lesson 25 (Household items)</i>	<i>60</i>
<i>Lesson 26 (Animals 1)</i>	<i>68</i>
<i>Lesson 27 (Animals 2)</i>	<i>74</i>
<i>Lesson 28 (Family 3)</i>	<i>80</i>
<i>Lesson 29 (Past actions)</i>	<i>86</i>
<i>Lesson 30 (Powwow talk)</i>	<i>92</i>

Lesson 16: Classroom Objects

Vocabulary:

łp̄mintn	Pencil
q̄eȳmíntn	Pen or marker
mińmn	Crayons
q̄eȳmín	Paper
x^wuk^wmín	Eraser
čalmín	Scissors
čcpqmin	Glue
snčłq̄eȳmíntn	Desk
snčłemútn	Chair
snčq̄aȳálq^wtn	Chalkboard / Whiteboard

Sentences:

ck^went łu a(n) ____.	Get out your ____.
ełk^wnt łu a(n) ____.	Put away your ____.
čeń łu i(n) ____?	Where is my ____?
ihé? łu a(n) ____.	Here is your ____.
ha k^w ep(ł) ____? *	Do you have a ____?
uné?, čn ep(ł) ____. *	Yes, I have a ____.
ta čn ep(ł) ____. *	I don't have a ____.

*drop "ł" if the next word begins with an "s" or a "ł".



łp̄mintn




q̄eȳm̄intn



q̄eȳm̄ín



mīm̄n



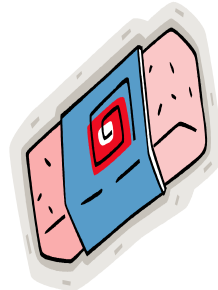
sn̄č̄q̄eȳm̄intn




sn̄č̄lem̄útn



sn̄č̄q̄aȳálq̄^wtn



x^wuk^wm̄ín



č̄cp̄q̄m̄in




č̄alm̄ín







i sk^west _____

Practice 1. (Answer the questions by telling where the item is that is in the picture).

Model:




Q: čeň lu a lpmintn ?
A: ihé? lu a lpmintn.





	
<p>Q: čeň lu a <u>lpmintn</u> ?</p>	<p>Q: čeň lu an <u>qeymín</u> ?</p>
<p>A:</p>	<p>A:</p>
	
<p>Q: čeň lu an <u>qeymíntn</u> ?</p>	<p>Q: čeň lu a <u>snčlemútn</u> ?</p>
<p>A:</p>	<p>A:</p>
	
<p>Q: čeň lu a <u>lpmintn</u> ?</p>	<p>Q: čeň lu a <u>lpmintn</u> ?</p>
<p>A:</p>	<p>A:</p>

Practice 2. Answer the questions by telling whether you have the item shown in the picture.

Model:






Q: ha k^w ep snčlemútn ?
 A: uné?, čn ep snčlemútn.
 A: ta čn ep snčlemútn.

	
<p>Q: ha k^w ep ĺpmíntn ?</p>	<p>Q: ha k^w epł ěymín ?</p>
<p>A:</p>	<p>A:</p>
	
<p>Q: ha k^w epł ěymíntn ?</p>	<p>Q: ha k^w ep snčlemútn ?</p>
<p>A:</p>	<p>A:</p>

i sk^west _____

Practice 3. Draw a line from each word to a picture that matches. Use each picture one time only.



A **ǰeymín**

B **mińmn**

C **snčǰayálq^wtn**

D **x^wuk^wmín**

E **snčłǰeymintn**

F **ǰeymíntn**


G **čalmín**

I **snčłemútn**

J **čcpqmin**

H **łpmíntn**

Lesson 16 (Classroom Objects)



Across

- 5. glue
- 6. eraser
- 8. paper
- 9. chalkboard
- 10. pen or marker

Down

- 1. scissors
- 2. crayons
- 3. desk
- 4. pencil
- 7. chair


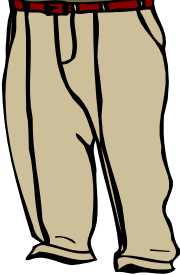







Lesson 17: Clothes 1

Vocabulary:

snacíqéyt	Shirt/blouse/dress
snołúps	Pants
qéšín	Shoe or a pair of shoes
snq ^w ołšn	Sock or a pair of socks
k ^w łišú	Underwear
sníčewstn	Belt
łkepú	Coat (Hudson Bay type coat)
q ^w acqn	Hat
spsípışn	Moccasins

Sentences:

t stem u k ^w es xcnuht ?	What are you wearing?
čn es _____.	I am wearing _____.
ha k ^w es _____?	Are you wearing _____?
tam čn es _____.	I am not wearing _____.

 <p data-bbox="321 541 526 596">snacłqéyt</p>	 <p data-bbox="764 541 927 596">snołúps</p>	 <p data-bbox="1198 541 1312 596">qeśín</p>
 <p data-bbox="321 961 526 1016">snq^wołśn</p>	 <p data-bbox="781 961 911 1016">k^włiśú</p>	 <p data-bbox="1149 961 1360 1016">snłčewstn</p>
 <p data-bbox="358 1402 483 1457">łkepú</p>	 <p data-bbox="776 1415 927 1457">q^wacqn</p>	 <p data-bbox="1166 1415 1344 1457">spśípířn</p>

i sk^west _____

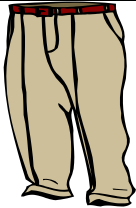

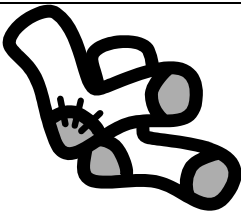





Practice 1. (Answer the questions by telling if you are wearing the item shown in the picture.)

Model:



Q: t sterń u k^w es ɣcnuńt ?

A: čn es snacłqéyt

	
Q: t sterń u k ^w es ɣcnuńt ?	Q: t sterń u k ^w es ɣcnuńt ?
A:	A:
	
Q: t sterń u k ^w es ɣcnuńt ?	Q: t sterń u k ^w es ɣcnuńt ?
A:	A:
	
Q: t sterń u k ^w es ɣcnuńt ?	Q: t sterń u k ^w es ɣcnuńt ?
A:	A:
	
Q: t sterń u k ^w es ɣcnuńt ?	Q: t sterń u k ^w es ɣcnuńt ?
A:	A:

i sk^west _____

Practice 2. (Answer the questions by telling if you are wearing the item shown in the picture.)

Model:




Q: ha k^w es đešín ?

A: tam čn es đešín.



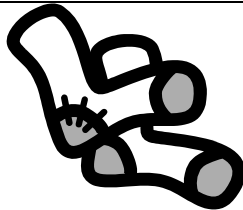
Q: ha k^w es k^whišú ?

A:



Q: ha k^w es snlčewstn ?

A:



Q: ha k^w es snq^woľšn ?

A:



Q: ha k^w es snoťups ?

A:



Q: ha k^w es snactqeyt ?

A:




Q: ha k^w es spsípišn ?

A:



Q: ha k^w es íkepú ?

A:



Q: ha k^w es q^wacqn ?

A:


i sk^west _____

Practice 3. Draw a line from each word to a picture that matches. Use each picture one time only.



- A k^włiśú
- B snołúps
- C sníčewstn
- D snq^wołśn
- E Íkerú
- F qeśín
- G snacłqéyt
- H q^wacqn
- I spsípiśn

Lesson 17 (Clothes 1)



Across

- 5. socks
- 6. belt
- 7. underwear
- 8. hat

Down

- 1. moccasins
- 2. shoes
- 3. coat
- 4. pants
- 5. shirt











Lesson 18: Body Parts 1

Vocabulary:

spl̥qeyn	Head
olín	Stomach/Belly
sn̥čmičn	Back
soq̥mép	Butt
sn̥psaqs	Nose
sčuwáxn	Arm
čelš	Hand
splimcn	Mouth
sččmaqstšn	Leg
sčuʔšín	Foot


Sentences:










čoq̥nt ʔu a(n) _____.	Point to your _____.
čeń ʔu a(n) _____?	Where is your _____.
ihé? ʔu i(n) _____.	Here is my _____.

 <p>spłqeyn</p>	 <p>olín</p>	 <p>snčmičn</p>
 <p>soqmép</p>	 <p>snpsaqs</p>	 <p>sčuwáxn</p>
 <p>čelš</p>	 <p>splimcn</p>	 <p>sččmaqstšn</p>
 <p>sču?šín</p>		

i skwest _____

Practice 1. Answer the questions by telling where your body part is. Answer according to the picture. Follow the model.

<p>Model:</p> 	<p>Q1: čěň řu a spřqeyn ?</p> <p>A: ihé? řu i spřqeyn.</p>
---	--

		
Q: čěň řu an olín ?	Q: čěň řu a sněmičn ?	Q: čěň řu a soqmép?
A:	A:	A:
		
Q: čěň řu a snřsaqs?	Q: čěň řu a sčuwáxn ?	Q: čěň řu an čelř ?
A:	A:	A:
		
Q: čěň řu a splimcn ?	Q: čěň řu a sčěmaqstřn ?	Q: čěň řu a sčúřřín ?
A:	A:	A:

i sk^west _____

Practice 2. Draw a line from each word to a picture that matches. Use each picture one time only.

1




2



3



4



5



6



7



8



9



10



A **čelš**

B **sčuwáxn**

C **snčmičn**

D **splimcn**

E **sču?šín**

F **olín**


G **snp̄saqs**

H **sp̄lqeyn**

I **sččmaqstšn**

J **soqmép**

Lesson 18 (Body Parts 1)



Across

- 3. nose
- 5. foot
- 6. stomach
- 8. leg
- 9. arm

Down

- 1. to point (command)
- 2. hand
- 3. mouth
- 4. butt
- 5. back
- 7. head


Lesson 19: Places in the City

Vocabulary:

snelʔíłntn	Restaurant or Café
snłčmintn	Jail
snčaylqntn	Barber shop
snqeymíntn	Post office
snkaslíntn	Gas station
snxcxcmintn	Casino
snsewłkʷtn	Tavern or Bar
snʔacéxtn	Movie/Theatre

Sentences:

č čeń u kʷ xʷuy ?	Where did you go?
čn xʷuy č _____.	I went to the _____.
ha kʷ xʷuy č _____?	Did you go to _____?
tam čn xʷuy č _____.	I didn't go to the _____.
č čeń u xʷúʔuy?	Where did they go?
xʷúʔuy č _____.	They went to the _____.



snelʔíłntn



sníčmintn



snčayłqntn



snđeymíntn




snkaslíntn



snxçxcmíntn




snsewłkʷtn











snʔačçxtn

i skwest _____


Practice 1. (Answer the questions by telling if you went to the place shown in the picture.)









	<p>Q: ha k^w x^wuy č <u>snđeýmíntn</u> ? A: tam čn x^wuy č <u>snđeýmíntn</u>.</p>
---	---

	
<p>Q: ha k^w x^wuy č <u>snel?íntn</u> ?</p>	<p>Q: ha k^w x^wuy č <u>snlčmíntn</u>?</p>
<p>A:</p>	<p>A:</p>
	
<p>Q: ha k^w x^wuy č <u>snčaylqntn</u> ?</p>	<p>Q: ha k^w x^wuy č <u>snkaslíntn</u> ?</p>
<p>A:</p>	<p>A:</p>
	
<p>Q: ha k^w x^wuy č <u>snxčxcmíntn</u> ?</p>	<p>Q: ha k^w x^wuy č <u>snsewłk^wtn</u> ?</p>
<p>A:</p>	<p>A:</p>
	
<p>Q: ha k^w x^wuy č <u>sn?aččxtn</u> ?</p>	<p>Q: ha k^w x^wuy č <u>snđeýmíntn</u> ?</p>
<p>A:</p>	<p>A:</p>


i skwest _____









Practice 2. (Answer the questions by telling if you went to the place shown in the picture.)

	<p>Q: ě čeň u k^w x^wuy ? A: čn x^wuy ě snel?íftn.</p>
---	--

	
<p>Q: ě čeň u k^w x^wuy?</p>	<p>Q: ě čeň u k^w x^wuy?</p>
<p>A:</p>	<p>A:</p>
	
<p>Q: ě čeň u k^w x^wuy?</p>	<p>Q: ě čeň u k^w x^wuy?</p>
<p>A:</p>	<p>A:</p>
	
<p>Q: ě čeň u k^w x^wuy?</p>	<p>Q: ě čeň u k^w x^wuy?</p>
<p>A:</p>	<p>A:</p>
	
<p>Q: ě čeň u k^w x^wuy?</p>	<p>Q: ě čeň u k^w x^wuy?</p>
<p>A:</p>	<p>A:</p>

Practice 3. (Answer the questions by telling if they went to the place shown in the picture.)

	<p>Q: ě čeh u xwú?uy?</p> <p>A: xwú?uy ě snsewłkwn.</p>
---	---

	
<p>Q: ě čeh u xwú?uy?</p>	<p>Q: ě čeh u xwú?uy?</p>
<p>A:</p>	<p>A:</p>
	
<p>Q: ě čeh u xwú?uy?</p>	<p>Q: ě čeh u xwú?uy?</p>
<p>A:</p>	<p>A:</p>
	
<p>Q: ě čeh u xwú?uy?</p>	<p>Q: ě čeh u xwú?uy?</p>
<p>A:</p>	<p>A:</p>
	
<p>Q: ě čeh u xwú?uy?</p>	<p>Q: ě čeh u xwú?uy?</p>
<p>A:</p>	<p>A:</p>

i sk^west _____

Practice 4. Draw a line from each word to a picture that matches. Use each picture one time only.

1



A **snsewłk^wtn**

2



B **snkasłíntn**

3



C **snčaylqntn**

4



D **sn?aččxtn**

5



E **snxçxcmíntn**

6



F **snel?íłntn**

7



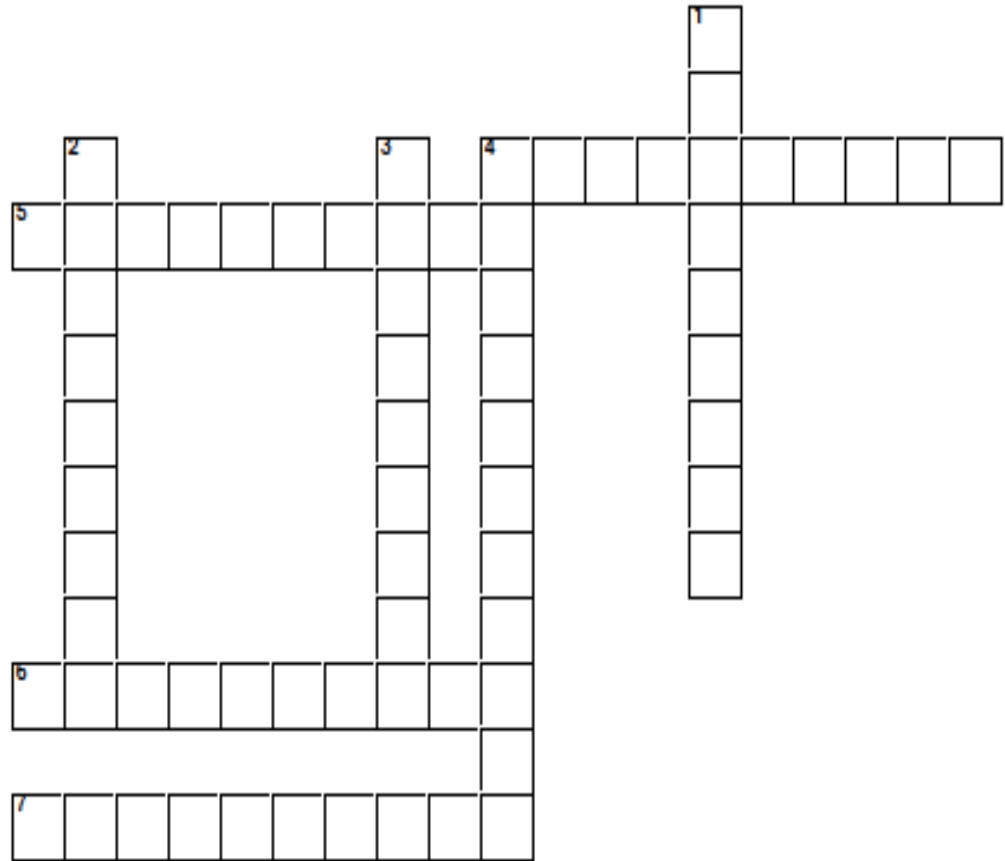
G **snqeymíntn**

8



H **snlčmíntn**

Lesson 19 (Places in the City)



Across

- 4. restaurant
- 5. gas station
- 6. barber shop
- 7. post office

Down

- 1. movie theatre
- 2. jail
- 3. tavern
- 4. casino


Lesson 20: Days of the Week

Vocabulary:

sčacéwś	Sunday
sčx ^w ect	Monday
?aslásq̄t	Tuesday
čaflásq̄t	Wednesday
mosq̄t	Thursday
clčstasq̄t	Friday
sčl?éwś	Saturday
spisćéwś	Yesterday
yetłx ^w ásq̄t	Today
ńe xlip	Tomorrow

Sentences:

stem sxlxalt yetłx ^w ásq̄t?	What day is it today?
yetłx ^w ásq̄t u _____.	Today is _____.
sk ^w nšasq̄t ńe xlip?	What day is it tomorrow?
ńe xlip m̄ _____.	Tomorrow is _____.
sk ^w nšasq̄t łu t spisćéwś ?	What day was it yesterday?
t spisćéwś u _____.	Yesterday was _____.




Sunday
sčacéwś




Monday
sčx^wect




Tuesday
?aslásqt



Wednesday
čallásqt



Thursday
mosqt



Friday
clčstasqt



Saturday
sčl?éwś

WED 三	THU 四	FRI 五	SAT 六
	1 十二月廿一	2 十二	3 十三
7 十七	8 十八	9 十九	10 二十
14 廿四	15 廿五	16 廿六	17 廿七
21 三十	22 三十一	23 一月二	24 一月三
28 初七	29 初八	30 初九	31 初十

Yesterday
spiscéwś


WED 三	THU 四	FRI 五	SAT 六
	1 十二月廿一	2 十二	3 十三
7 十七	8 十八	9 十九	10 二十
14 廿四	15 廿五	16 廿六	17 廿七
21 三十	22 三十一	23 一月二	24 一月三
28 初七	29 初八	30 初九	31 初十







Today
yetl^wásqt

WED 三	THU 四	FRI 五	SAT 六
	1 十二月廿一	2 十二	3 十三
7 十七	8 十八	9 十九	10 二十
14 廿四	15 廿五	16 廿六	17 廿七
21 三十	22 三十一	23 一月二	24 一月三
28 初七	29 初八	30 初九	31 初十

Tomorrow
ńe xlip


Practice 1. Answer the questions by telling if you know what day it is TODAY.







	<p>Q: stem sxlxalt yetlx^wasqt? A: yetlx^wa? u cal^lasqt.</p>
---	---

	
<p>Q: stem sxlxalt yetlx^wasqt?</p>	<p>Q: stem sxlxalt yetlx^wasqt?</p>
<p>A:</p>	<p>A:</p>
	
<p>Q: stem sxlxalt yetlx^wasqt?</p>	<p>Q: stem sxlxalt yetlx^wasqt?</p>
<p>A:</p>	<p>A:</p>
	
<p>Q: stem sxlxalt yetlx^wasqt?</p>	<p>Q: stem sxlxalt yetlx^wasqt?</p>
<p>A:</p>	<p>A:</p>


i sk^west _____







Practice 2. Answer the questions by telling if you know what day it is TOMORROW.

	<p>Q: sk^wnšasqt ne xlip?</p> <p>A: ne xlip m mosqt.</p>
---	--

	
<p>Q: sk^wnšasqt ne xlip?</p>	<p>Q: sk^wnšasqt ne xlip?</p>
<p>A:</p>	<p>A:</p>
	
<p>Q: sk^wnšasqt ne xlip?</p>	<p>Q: sk^wnšasqt ne xlip?</p>
<p>A:</p>	<p>A:</p>
	
<p>Q: sk^wnšasqt ne xlip?</p>	<p>Q: sk^wnšasqt ne xlip?</p>
<p>A:</p>	<p>A:</p>



Practice 3. Answer the questions by telling if you know what day it was YESTERDAY.

	<p>Q: sk^wnšasqt lu t spiscéws? A: t spiscéws u <u>sčl?éws.</u></p>
---	---

	
<p>Q: sk^wnšasqt lu t spiscéws?</p>	<p>Q: sk^wnšasqt lu t spiscéws?</p>
<p>A:</p>	<p>A:</p>
	
<p>Q: sk^wnšasqt lu t spiscéws?</p>	<p>Q: sk^wnšasqt lu t spiscéws?</p>
<p>A:</p>	<p>A:</p>
	
<p>Q: sk^wnšasqt lu t spiscéws?</p>	<p>Q: sk^wnšasqt lu t spiscéws ?</p>
<p>A:</p>	<p>A:</p>

i sk^west _____

Practice 4. Draw a line from each word to a picture that matches. Use each picture one time only.



A **mosq̄t**

B **spiscéw̄s**

C **čatlásq̄t**

D **ñe xlip**

E **yetlx^wásq̄t**

F **sčacéw̄s**

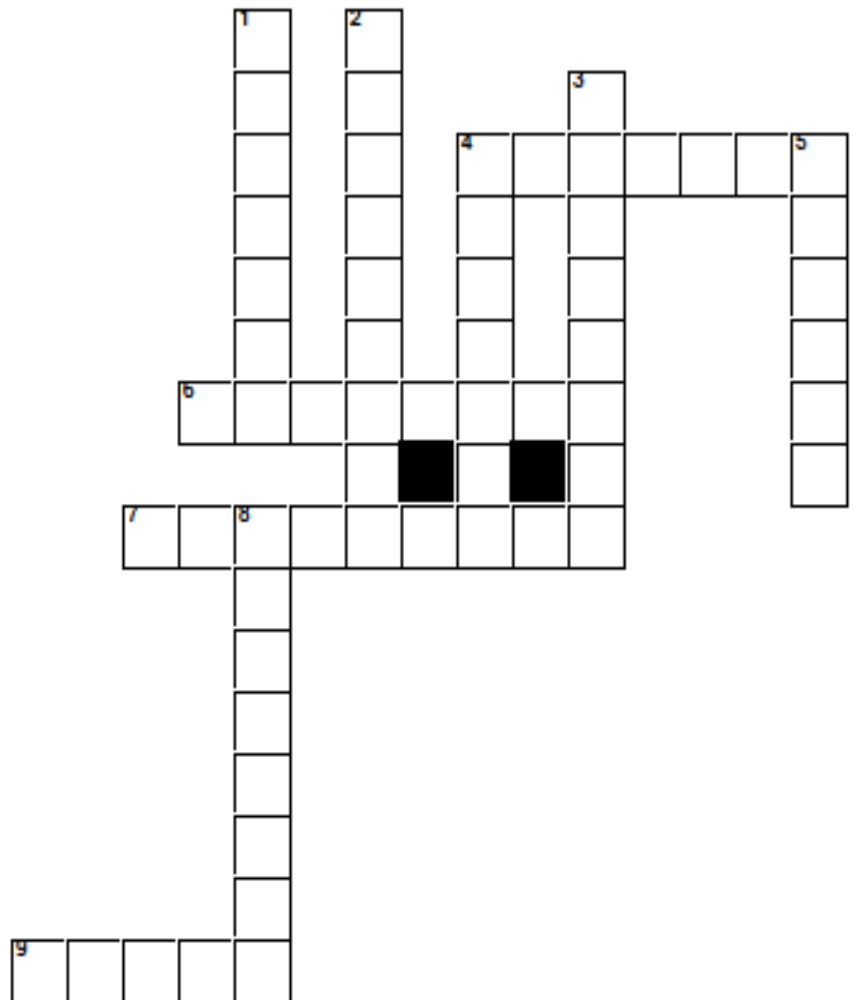
G **clčstasq̄t**

H **sčl[?]éw̄s**

I **?aslásq̄t**

J **sčx^wect**

Lesson 20 (Days of the Week)



Across

- 4. sunday
- 6. yesterday
- 7. friday
- 9. thursday

Down

- 1. tomorrow
- 2. today
- 3. tuesday
- 4. saturday
- 5. monday
- 8. wednesday

Lesson 21: Health and Sickness

Vocabulary:

čaalqéyni	Headache
nčaalénči	Stomach ache
nčaalsqmé?	Sore throat
ohó?	Cough
nawawpáqsi	Runny nose
nčaaléysi	Tooth ache
pčma	Diarrhea

Sentences:

ha k^w es ččalé? ?	Are you sick/ill?
uné?, čn es ččalé.	Yes, I am sick.
ta. i čn xes.	No. I feel good.
k^w ečščéni ?	How are you? What's wrong??
čn es _____.	I have a _____.



čaalqéyni



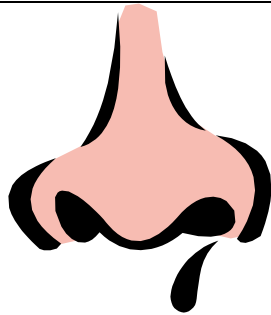
nčaalénci




nčaalsqmé?



ohó?



nawawpáqsi



nčaaléysi



pčma

i sk^west _____


Practice 1. (Answer the questions by telling if you are sick or how you feel.)



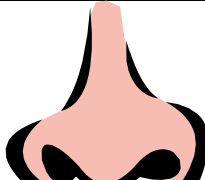





		<p>Q: ha k^w es ččalé ? A: uné?, čn es ččalé. A: ta. i čn řes.</p>
--	--	--

Q: ha k ^w es ččalé ?	Q: ha k ^w es ččalé ?
A:	A:
Q: ha k ^w es ččalé ?	Q: ha k ^w es ččalé ?
A:	A:
Q: ha k ^w es ččalé ?	Q: ha k ^w es ččalé ?
A:	A:
Q: ha k ^w es ččalé ?	Q: ha k ^w es ččalé ?
A:	A:

i sk^west _____

Practice 2. (Answer the questions by telling how you feel.)


	<p>Q: k^w ečšćéni ? A: čn es ohó?.</p>
---	--

	
<p>Q: k^w ečšćéni ?</p>	<p>Q: k^w ečšćéni ?</p>
<p>A:</p>	<p>A:</p>
	
<p>Q: k^w ečšćéni ?</p>	<p>Q: k^w ečšćéni ?</p>
<p>A:</p>	<p>A:</p>
	
<p>Q: k^w ečšćéni ?</p>	<p>Q: k^w ečšćéni ?</p>
<p>A:</p>	<p>A:</p>
	
<p>Q: k^w ečšćéni ?</p>	<p>Q: k^w ečšćéni ?</p>
<p>A:</p>	<p>A:</p>

i sk^west _____

Practice 3. Draw a line from each word to a picture that matches. Use each picture one time only.

1



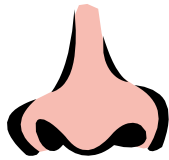
A **nawawpáqsi**

2



B **pćma**

3



C **i čn ɣes.**

4



D **nćaaléysi**

5



E **nćaalénči**

6



F **ćaalqéyni**

7



G **nćaalsqmé?**

8




H **čćalé**

9



I **ohó?**

Lesson 21 (Health and Sickness)



Across

- 1. diarrhea
- 5. stomach ache
- 7. tooth ache
- 8. cough

Down

- 2. headache
- 3. How are you?
- 4. sore throat
- 6. runny nose

Lesson 22: Clothes 2

Vocabulary:

snqapqn	Hat
ssotlqs	Sweater
čiyálx^wqn	Scarf
słx^włx^wpšin	Sandals
snsutps	Long Johns
sk^wtnalqs	Long Overcoat
člqalčtá(lqs)	a light Jacket
sxéłišn	Leggings
sx^wpx^wa	Traditional Cloth Dress
k^włištálqs	Slip
sł^włcowí	Shawl
xnumtn	Clothes
snacacéne?	Earrings
čšnšnustn	Glasses
sđleps	Necklace

Sentences:

ha es _____?	Is he/she is wearing _____?
?e, es _____.	Yes, he/she is wearing _____?
ta, tam es _____.	No, he/she is not wearing _____?
ha k^w es _____?	Are you wearing _____?
?e, čn es _____.	Yes, I am wearing _____?
ta čn es _____.	No, I am not wearing _____?



snqapqn




ssotlqs




čiyálx^wqn



słx^włx^wpšin




snacacéne?



snsułps



čšňšnústn



sqleps



sk^wtnalqs



čłqalčtá (lqs)



sxéłišn



sx^wpx^wa



k^włištálqs












s^kwłcówí



x^cnumtn


Practice 1. Answer the question by telling if he/she is wearing the item shown in the picture.







	<p>Q: ha es <u>čšňnustn</u>?</p> <p>A: ?e, es <u>čšňnustn</u>.</p> <p>A: ta, tam es <u>čšňnustn</u>.</p>
---	--

	
<p>Q: ha es <u>snqapqn</u> ?</p>	<p>Q: ha es <u>ssotlqs</u> ?</p>
<p>A:</p>	<p>A:</p>
	
<p>Q: ha es <u>čiyálx^wqn</u> ?</p>	<p>Q: ha es <u>stx^wtx^wpšin</u> ?</p>
<p>A:</p>	<p>A:</p>
	
<p>Q: ha es <u>snacacéne?</u> ?</p>	<p>Q: ha es <u>snsuťps</u> ?</p>
<p>A:</p>	<p>A:</p>
	
<p>Q: ha es <u>sqleps?</u></p>	<p>Q: ha es <u>k^wištálqs?</u></p>
<p>A:</p>	<p>A:</p>


i sk^west _____

Practice 2. Answer the question by telling if you are wearing the item shown in the picture.


	<p>Q: ha k^w es <u>sk^wtnalqs</u> ?</p> <p>A: ?e, čn es <u>sk^wtnalqs</u>.</p> <p>A: ta čn es <u>sk^wtnalqs</u>.</p>
---	--

	
<p>Q: ha k^w es <u>sč^wlčówéy</u>?</p>	<p>Q: ha k^w es <u>sč^wlčíšn</u>?</p>
<p>A:</p>	<p>A:</p>
	
<p>Q: ha k^w es <u>sč^wlčeps</u>?</p>	<p>Q: ha k^w es <u>sč^wlčpx^wa</u>?</p>
<p>A:</p>	<p>A:</p>
	
<p>Q: ha k^w es <u>sč^wlčnumtn</u>?</p>	<p>Q: ha k^w es <u>sč^wlčlqs</u> ?</p>
<p>A:</p>	<p>A:</p>

Practice 3. Draw a line from each word to a picture that matches. Use each picture one time only.

1		A s ^l x ^w łx ^w pš ⁱ n	
		B s ^q łeps	2 
3		C sso ^ł łqs	
		D čš ⁿ š ⁿ ú ^s tn	4 
5		E č ⁱ yá ^l x ^w qn	
		F s ^x ^w p ^x ^w a	6 
7		G x ^c num ^t n	
		H s ⁿ sú ^t ps	8 
9		I k ^w łištá ^l qs	
		J č ^ł qaič ^{tá} (łqs)	10 
11		K s ⁿ qap ^q n	
		L s ^k ^w łc ^ó wé ^y	12 
13		M s ^x é ^ł iš ⁿ	
		N s ^k ^w tnal ^q s	14 
15		O snacacé ^{ne} ?	

Lesson 22 (Clothes 2)



Across

1. slip
3. sweater
9. sandals
10. long johns
12. earrings
13. clothes
14. traditional cloth dress
15. shawl

Down

2. necklace
4. long over coat
5. leggings
6. glasses
7. jacket
8. scarf
11. hat (baseball type)

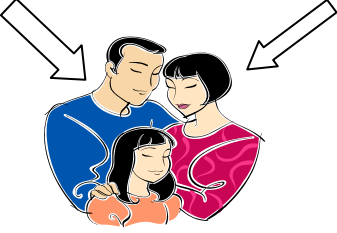
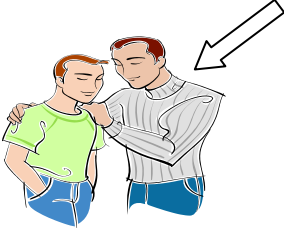
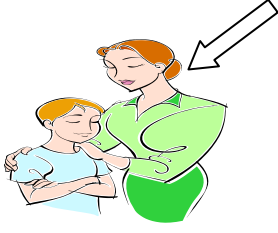









Lesson 23: Family 1

Vocabulary:

ṗṗ^wot (ṗṗ^wṗṗ^wot)	Parent (parents)
ṗṗ^wot	Elders (plural)
sk^wuy	Mother (boys mom)
í?ew	Father (boys dad)
qecč	Older Brother (for a boy)
sínce?	Younger Brother (for a boy)
tuṗ	Mother (girls mom)
mestṗ	Father (girls dad)
ṗqáqce?	Older Brother (for a girl)
sínsce?	Younger Brother (for a girl)
ṗčičše?	Older Sister (Both)
ṗcc?ups	Younger Sister (Both)
snk^wsix^w	Sibling/Cousin

Sentences:

swet ṗu an ṗṗ^w ṗṗ^wot ?	Who are your parents?
___ u ___ ṗu in ṗṗ^wṗṗ^wot.	_____ and _____ are my parents.
swet ṗu a(n) _____?	Who is your <i>relation</i> ?
name ṗu i relation ?	name is my relation.
ha name ṗu a(n) relation ?	Is name your relation ?
?e, name ṗu i(n) relation.	Yes, name is my relation.
ta, tam i(n) relation.	No, they are not my relation.

 <p>Parents ṗṗ^wṗṗ^wot</p>	 <p>Boys Father í?ew</p>	 <p>Boys Mother sk^wuy</p>
 <p>Girls Mother tuṁ</p>	 <p>Girls Father mestṁ</p>	 <p>Boys Older Brother qecč</p>
 <p>Boys Younger Brother sínce?</p>	 <p>Girls Older Brother íqáqce?</p>	 <p>Girls Younger Brother sínsnce?</p>
 <p>Boy/Girl Older Sister íčičše?</p>	 <p>Boy/Girl Younger Sister ícc?ups</p>	 <p>Sibling/Cousin snk^wsix^w</p>

i sk^west _____

Practice 1A. Please answer the questions by filling in your family. (Male Speaking)

swet ɬu an p̄x ^w p̄x ^w ot?	_____ u _____ ɬu in p̄x ^w p̄x ^w ot.
swet ɬu a sk ^w uy?	_____ ɬu i sk ^w uy.
swet ɬu an í?ew?	_____ ɬu in í?ew.
swet ɬu an qecč?	_____ ɬu in qecč. _____ ɬu in qecč. _____ ɬu in qecč.
swet ɬu a sínce??	_____ ɬu i sínce? _____ ɬu i sínce? _____ ɬu i sínce?
swet ɬu a ɬčíčše??	_____ ɬu i ɬčíčše? _____ ɬu i ɬčíčše? _____ ɬu i ɬčíčše?
swet ɬu a ɬcc?ups	_____ ɬu i ɬcc?ups. _____ ɬu i ɬcc?ups. _____ ɬu i ɬcc?ups.
ha _____ ɬu a snk ^w six ^w ? (name)	?e, _____ ɬu i snk ^w six ^w . (name) ta, tam i snk ^w six ^w .

i sk^west _____

Practice 1B. Please answer the questions by filling in your family. (Female Speaking)

swet ɫu an p̄x ^w p̄x ^w ot?	_____ u _____ ɫu in p̄x ^w p̄x ^w ot.
swet ɫu a tuń?	_____ ɫu i tuń.
swet ɫu an mestrń?	_____ ɫu in mestrń.
swet ɫu an ɫqáqce??	_____ ɫu in ɫqáqce? _____ ɫu in ɫqáqce? _____ ɫu in ɫqáqce?.
swet ɫu a sísnce??	_____ ɫu i sísnce? _____ ɫu i sísnce? _____ ɫu i sísnce?.
swet ɫu a ɫčičše??	_____ ɫu i ɫčičše? _____ ɫu i ɫčičše? _____ ɫu i ɫčičše?.
swet ɫu a ɫcc?ups?	_____ ɫu i ɫcc?ups. _____ ɫu i ɫcc?ups. _____ ɫu i ɫcc?ups.
ha _____ ɫu a snk ^w six ^w ? name	?e, _____ ɫu i snk ^w six ^w . name ta, tam i snk ^w six ^w .


i sk^west _____

Practice 2. Draw a line from each word to a picture that matches. Use each picture one time only.

1	Boys Younger Brother
2	Girls Older Brother
3	Sibling/Cousin
4	Girls Father
5	Girls Mother
6	Boys Mother
7	Parents
8	Boys Father
9	Boy/Girl Younger Sister
10	Boy/Girl Older Sister
11	Boys Older Brother
12	Girls Younger Brother

A	tum̃
B	łćíčše?
C	łcc?ups
D	snk^wsix^w
E	qecč
F	sínsce?
G	mestm̃
H	í?ew
I	łqáqce?
J	sínsce?
K	p̣x^wp̣x^wot
L	sk^wuy

Lesson 23 (Family 1)



Across

1. parents (plural)
6. father (boys dad)
8. father (girls dad)
10. older sister (for a boy or girl)
11. younger brother (for a girl)

Down

1. parent (singular)
2. elder
3. mother (girls mom)
4. younger brother (for a boy)
5. older brother (for a boy)
7. Older brother (for a girl)
9. sibling/cousin
10. younger sister (for a boy or girl)
12. mother (boys mom)











Lesson 24: Family 2

Vocabulary:

sxépe	Grand father (your dad's dad)
qéne?	Grand mother (your dad's mom)
síle?	Grand father (your mom's dad)
yayá?	Grand mother (your mom's mom)
sk^wúk^{wi}?	Aunt (your dad's sister) (male speaking)
tetík^we?	Aunt (your dad's sister) (female speaking)
qáxe?	Aunt (your mom's sister) (Both)
smamá?	Uncle (you dad's brother) (Both)
nunúme?	Uncle (your mom's brother) (Both)
strhélis	Relation

Sentences:

swet lu a(n) <u>relation</u> sk^wests ?	What is your <u>relation</u> name?
<u>name</u> lu i(n) <u>relation</u>.	My _____s name is _____.
sk^wnšspe lu a(n) <u>relation</u>?	How old is your <u>relation</u>.
lu i(n) <u>relation</u>, <u>age</u> spentč.	My <u>relation</u> is <u>age</u> years old.

 <p>Dad's Dad sxépe</p>	 <p>Dad's mom qéne?</p>	 <p>Mom's Dad síle?</p>
 <p>Mom's mom yayá?</p>	 <p>Dad's brother (both) smamá</p>	 <p>Mom's brother (both) nunúme?</p>
 <p>Mom's sister (both) qáxe?</p>	 <p>Dad's sister (male speaking) sḱwúkwi?</p>	 <p>Dad's sister (female speaking) titíkwe?</p>
 <p>relation stmélis</p>		

i sk^west _____

Practice 1A. Please answer the questions by filling in your family. (Male Speaking)

swet ɭu a <u>sxépe</u> sk ^w ests?	_____ ɭu i <u>sxépe</u> .
swet ɭu an <u>qéne?</u> sk ^w ests?	_____ ɭu in <u>qéne?</u> .
swet ɭu a <u>sk^wúk^wi?</u> sk ^w ests?	_____ ɭu i <u>sk^wúk^wi?</u> .
swet ɭu an <u>qáxe?</u> sk ^w ests?	_____ ɭu in <u>qáxe?</u> .
swet ɭu a <u>smamá</u> sk ^w ests?	_____ ɭu i <u>smamá</u> .
swet ɭu an <u>nunúme?</u> sk ^w ests?	_____ ɭu in <u>nunúme?</u> .
swet ɭu a <u>strńélis</u> sk ^w ests?	_____ ɭu i <u>strńélis</u> .
sk ^w nšspe ɭu a <u>sxépe</u> ?	ɭu i <u>sxépe</u> , _____ spentč.
sk ^w nšspe ɭu an <u>qéne??</u>	ɭu in <u>qéne?</u> , _____ spentč.
sk ^w nšspe ɭu a <u>sk^wúk^wi??</u>	ɭu i <u>sk^wúk^wi?</u> , _____ spentč.
sk ^w nšspe ɭu an <u>qáxe??</u>	ɭu in <u>qáxe?</u> , _____ spentč.
sk ^w nšspe ɭu a <u>smamá</u> ?	ɭu i <u>smamá</u> , _____ spentč.
sk ^w nšspe ɭu an <u>nunúme??</u>	ɭu in <u>nunúme?</u> , _____ spentč.
sk ^w nšspe ɭu a <u>strńélis</u> ?	ɭu i <u>strńélis</u> , _____ spentč.

i sk^west _____

Practice 1B. Please answer the questions by filling in your family. (Female Speaking)

swet ɬu a <u>síle</u> ? sk ^w ests?	_____ ɬu i <u>síle</u> ?
swet ɬu an <u>yayá</u> ? sk ^w ests?	_____ ɬu in <u>yayá</u> ?
swet ɬu an <u>titík^we</u> ? sk ^w ests?	_____ ɬu in <u>titík^we</u> ?
swet ɬu an <u>qáxe</u> ? sk ^w ests?	_____ ɬu in <u>qáxe</u> ?
swet ɬu a <u>smamá</u> sk ^w ests?	_____ ɬu i <u>smamá</u> .
swet ɬu an <u>nunúme</u> ? sk ^w ests?	_____ ɬu in <u>nunúme</u> ?
swet ɬu a <u>strǎélis</u> sk ^w ests?	_____ ɬu i <u>strǎélis</u> .
sk ^w nšspe ɬu a <u>síle</u> ??	ɬu i <u>síle</u> ?, _____ spentč.
sk ^w nšspe ɬu an <u>yayá</u> ??	ɬu in <u>yayá</u> ?, _____ spentč.
sk ^w nšspe ɬu an <u>titík^we</u> ??	ɬu in <u>titík^we</u> ?, _____ spentč.
sk ^w nšspe ɬu an <u>qáxe</u> ??	ɬu in <u>qáxe</u> ?, _____ spentč.
sk ^w nšspe ɬu a <u>smamá</u> ?	ɬu i <u>smamá</u> , _____ spentč.
sk ^w nšspe ɬu an <u>nunúme</u> ??	ɬu in <u>nunúme</u> ?, _____ spentč.
sk ^w nšspe ɬu a <u>strǎélis</u> ?	ɬu i <u>strǎélis</u> , _____ spentč.


i sk^west _____

Practice 2. Draw a line from each word to a picture that matches. Use each picture one time only.

1	Mom's brother (both)
2	Dad's sister (female speaking)
3	Dad's brother (both)
4	Relation
5	Dad's Dad
6	Dad's sister (male speaking)
7	Mom's sister
8	Dad's mom
9	Mom's mom
10	Mom's Dad

A	qáxe?
B	sk ^w úk ^w i?
C	síle?
D	yayá?
E	qéne?
F	titík ^w e?
G	sxépe
H	stmélis
I	nunúme?
J	smamá

Lesson 24 (Family 2)



Across

- 2. grandmother (mom's mom)
- 4. grandmother (dad's mom)
- 7. aunt (dad's sister) (female speaking)
- 8. aunt (dad's sister) (male speaking)
- 9. aunt (mom's sister) (both)

Down

- 1. uncle (dad's brother) (both)
- 3. uncle (mom's brother) (both)
- 5. relation
- 6. grandfather (mom's dad)
- 8. grandfather (dad's dad)

Lesson 25: Household Items

Vocabulary:


snʔitštɪn	Bedroom
sncuʔcá	Bathroom
snkʷl̥sncutn	Kitchen
snayéw̥tn	Living room
ništúlexʷ	Basement
snčl̥ʔiɦntn	Table
nšnseɦxʷ	Window
xʷkʷunt	to clean/pick up
čɦxʷkʷmint	to vacuum
čɦʔaxʷnt	to sweep
čew̥nt	to wash

Sentences:

ha xʷkʷuntxʷ ɦu a(n) _____?	Did you clean your _____?
ʔe, xʷkʷun ɦu _____.	Yes, I cleaned the _____.
tam xʷkʷun ɦu _____.	I did not clean the _____.
ha ɦem čɦxʷkʷmintxʷ ɦu ____?	Will you vacuum the _____?.
ʔe, ɦem čɦxʷkʷmin ɦu ____.	Yes, I will vacuum the _____.
tam i qs čɦxʷkʷminm ɦu ____.	I will not vacuum the _____.
ha čɦʔaxʷntxʷ ɦu a(n) _____?	Did you sweep your _____?.
ʔe, čɦʔaxʷn ɦu i(n)_____.	Yes, I swept the _____.
tam čɦʔaxʷn ɦu i(n)_____.	I did not sweep the _____.
ha ɦem čew̥ntxʷ ɦu _____?	Will you wash the _____?.
ʔe, ɦem čew̥n ɦu _____.	Yes, I will wash the _____.
tam i qs čew̥m ɦu _____.	I am not going to wash the _____.




snʔitštɪn



sncuʔcá



snkʷɪsncutɪn



snayéwɪtɪn



ništúlexʷ



nšnseɪxʷ



snčɪʔiɪɪtɪn



xʷkʷunt



čɪʔaxʷnt



čɪxʷkʷmintɪn



čewɪnt

i sk^west

Practice 1. (Answer the question by telling if you did the task shown in the picture)



Q: ha x^wk^wuntx^w ɫu an ništúlex^w?


A: ʔe, x^wk^wun ɫu in ništúlex^w.

A: tam x^wk^wun ɫu in ništúlex^w.



Q: ha x^wk^wuntx^w ɫu a snʔitštn?

A:




Q: ha x^wk^wuntx^w ɫu a sncu?cá?

A:



Q: ha x^wk^wuntx^w ɫu a snk^wísncutn?

A:



Q: ha x^wk^wuntx^w ɫu a snayéwtm?

A:



Q: ha x^wk^wuntx^w ɫu an nšnsetx^w?

A:



Q: ha x^wk^wuntx^w ɫu a snčłʔiřtn?

A:

i skwest _____

Practice 2. (Answer the question by telling if you will do the task shown in the picture)



Q: ha nem člx^wk^wmintx^w lu snk^wśsncutn?


A: ?e, nem člx^wk^wmin lu snk^wśsncutn.

A: tam i qs člx^wk^wminm lu snk^wśsncutn.



Q: ha nem člx^wk^wmintx^w lu sn?itštñ?

A:




Q: ha nem člx^wk^wmintx^w lu sncu?cá?

A:



Q: ha nem člx^wk^wmintx^w lu ništúlex^w?

A:







Q: ha nem člx^wk^wmintx^w lu snayéwtñ?

A:

i sk^west _____

Practice 3. (Answer the question by telling if you did the task shown in the picture).

	<p>Q: ha čłax^wntx^w łu a sn?itšn?</p> <p>A: ?e, čłax^wn łu i sn?itšn.</p> <p>A: tam čłax^wn łu i sn?itšn.</p>
---	--

	
<p>Q: ha čłax^wntx^w łu a snk^włsncutn?</p>	<p>Q: ha čłax^wntx^w łu a snu?cá?</p>
<p>A:</p>	<p>A:</p>
	
<p>Q: ha čłax^wntx^w łu an ništúlex^w?</p>	<p>Q: ha čłax^wntx^w łu a snaýéwtń?</p>
<p>A:</p>	<p>A:</p>

i sk^west _____

Practice 4. (Answer the question by telling if you did the task shown in the picture).



Q: ha ńem ćewntx^w tu snk^wísncutn?


A: ?e, ńem ćewń tu snk^wísncutn.

A: tam i qs ćewm tu snk^wísncutn.



Q: ha ńem ćewntx^w tu nńsetx^w?

A:



Q: ha ńem ćewntx^w tu sncu?cá?

A:


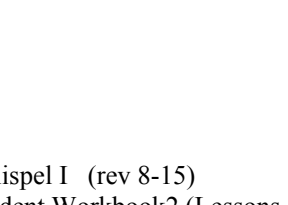
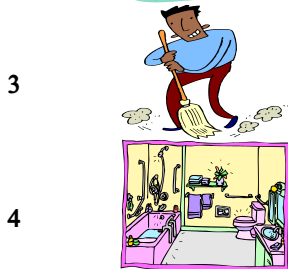


Q: ha ńem ćewntx^w tu snčł?iłtn?

A:

i sk^west _____

Practice 5. Draw a line from each word to a picture that matches. Use each picture one time only.



A sn[?]itštn

B sncu[?]ca

C sn^kw^lsncutn

D sna^ye^wtn

E ništúlex^w

F nšnse^lx^w

G snč^l?i^ltn


H x^wk^wunt

I č^l?ax^wnt

J č^lx^wk^wmintn

K ce^wnt

Lesson 25 (Household items)



Across

- 4. bathroom
- 7. kitchen
- 8. to vacuum
- 10. bedroom

Down

- 1. window
- 2. to sweep
- 3. to clean
- 5. basement
- 6. table
- 7. living room
- 9. wash







Lesson 26: Kalispel Animals 1

Vocabulary:

čʔúlix ^w	Whitetail deer
nłámq̄e	Black bear
sm̄x̄eyč̄n	Grizzly Bear
sk ^w tismyéyč̄n	Cougar
sníneʔ	Owl
q ^w q ^w č̄wéyeʔ	Chipmunk
k ^w ék ^w íneʔ	Mouse
q̄épx ^w e	Nuts
sk ^w aʔlúlex ^w	Grass
s̄piʔqáłq	Berries


Sentences:



t stem̄ u es ʔiłn łu _____?	What does a <u>animal</u> eat?
t <u>food</u> u es ʔiłn łu <u>animal</u> .	<u>food</u> is what a <u>animal</u> eats.
ha es ʔiłn t _____ łu _____?	Do <u>animal</u> eat <u>food</u> ?
unéʔ, es ʔiłn t _____.	Yes, they eat <u>food</u> .
ta, ta es ʔiłn łu t _____.	No, they don't eat <u>food</u> .

 <p>čʔúlixʷ</p>	 <p>smxeyčn</p>	 <p>skʷtismyéyčn</p>
 <p>sníneʔ</p>	 <p>qʷqʷčwéyeʔ</p>	 <p>kʷékʷtneʔ</p>
 <p>nłámqe</p>	 <p>qépxʷe</p>	 <p>skʷaʔlúlexʷ</p>
 <p>sʔiʔqátq</p>		

i sk^west _____

Practice 1. Answer the questions by telling what the animal shown in the picture eats.

<p>Model:</p> 	<p>Q: t stem u es ?iĥn ħu č?úlix^w?</p> <p>A: t sk^wa?lúlex^w u es ?iĥn ħu č?úlix^w.</p>
--	--



	
---	--

Q: t stem u es ?iĥn ħu smxeyčn?

Q: t stem u es ?iĥn ħu sk^wtismyéyčn?

A:

A:



	
---	--

Q: t stem u es ?iĥn ħu sníne??

Q: t stem u es ?iĥn ħu q^wq^wč^we?

A:

A:

	
---	--

Q: t stem u es ?iĥn ħu k^wék^wíne??


Q: t stem u es ?iĥn ħu nĭamqe?



A:

A:

i sk^west _____

Practice 2. Answer the questions by answering the question of whether the animal shown in the picture eats the food shown.

<p>Model:</p> 	<p>Q: ha es ?iġn t spiqáġq ħu smxeyċn? A: une?, es ?iġn t spiqáġq. A: ta, ta es ?iġn ħu t spiqáġq.</p>
--	---



	
---	--

Q: ha es ?iġn t sk^wa?lúlex^w ħu é?úlix^w?

A:

Q: ha es ?iġn t é?úlix^w ħu sk^wtismyéyċn?

A:


	
---	--

Q: ha es ?iġn t q^wq^wéwéye? ħu sníne??

A:

Q: ha es ?iġn t qeġx^we ħu q^wq^wéwéye?

A:

	
---	--

Q: ha es ?iġn t smxeyċn ħu k^wék^wġne??

A:

Q: ha es ?iġn t spí?qáġq ħu nġámqe?

A:

i sk^west _____

Practice 3. Draw a line from each word to a picture that matches. Use each picture one time only.



A sk^wa?lúlex^w



B qépx^we




C smxeyčn



D spí?qá!q



E sníne?



F q^wq^wčwéye?



G k^wék^wtne?



H n!ámqe




I sk^wtismyéyčn



J č?úlix^w

Lesson 26 (Animals 1)



Across

- 5. cougar
- 6. chipmunk
- 8. Black bear
- 9. nuts

Down

- 1. berries
- 2. Grizzly bear
- 3. mouse
- 4. owl
- 5. grass
- 7. Whitetail deer








Lesson 27: Kalispel Animals 2

Vocabulary:

íntenwéye?	Bat
sq ^w áq ^w ci	Rabbit
nçi?cn	Wolf
snčlep	Coyote
pqlqeyn	Bald eagle
mlqnups	Golden eagle
?iscč	Squirrel
slaqs	mosquito
táće?m	grasshopper


Sentences:









t stem u es ?iĭn ĩu _____?	What does a <u>animal</u> eat?
t <u>food</u> u es ?iĭn ĩu <u>animal</u> .	<u>food</u> is what a <u>animal</u> eats.
ha es ?iĭn t _____ ĩu _____?	Do <u>animal</u> eat <u>food</u> ?
uné?, es ?iĭn t _____.	Yes, they eat <u>food</u> .
ta, ta es ?iĭn ĩu t _____.	No, they don't eat <u>food</u> .

 <p data-bbox="289 533 545 590">t̄n̄tenw̄éye?</p>	 <p data-bbox="727 533 927 590">sq^wáq^wći</p>	 <p data-bbox="1127 533 1276 590">n̄ci?cn</p>
 <p data-bbox="347 1037 492 1094">sn̄člep</p>	 <p data-bbox="732 1037 915 1094">pqlqeyn</p>	 <p data-bbox="1105 1037 1295 1094">mlqnups</p>
 <p data-bbox="363 1541 477 1598">?iscč</p>	 <p data-bbox="769 1541 883 1598">slaqs</p>	 <p data-bbox="1117 1541 1289 1598">t̄t̄áće?m</p>

i sk^west _____


Practice 1. (Answer the questions by telling if the animal eats the food shown in the picture).









<p>Model:</p> 	<p>Q: t stem^w u es ?i^hn lu ?iscč.</p> <p>A: t qépxe u es ?i^hn lu ?iscč.</p>
---	--

	
<p>Q: t stem^w u es ?i^hn lu <u>ínienwéye</u>?</p>	<p>Q: t stem^w u es ?i^hn lu <u>sq^wáq^wči</u>?</p>
<p>A:</p>	<p>A:</p>
	
<p>Q: t stem^w u es ?i^hn lu <u>nči?cn</u>?</p>	<p>Q: t stem^w u es ?i^hn lu <u>snčlep</u>?</p>
<p>A:</p>	<p>A:</p>
	
<p>Q: t stem^w u es ?i^hn lu <u>pqlqeyn</u>?</p>	<p>Q: t stem^w u es ?i^hn lu <u>mlqnups</u>?</p>
<p>A:</p>	<p>A:</p>
	
<p>Q: t stem^w u es ?i^hn lu <u>slaqs</u>?</p>	<p>Q: t stem^w u es ?i^hn lu <u>ttače?m</u>?</p>
<p>A:</p>	


i sk^west _____

Practice 2. (Answer the questions by telling if the animal eats the food shown in the picture).

<p>Model:</p> 	<p>Q: ha es ?iŋ t <u>ɪntenwéye?</u> ɬu sq^wáq^wçi? A: une?, es ?iŋ ɬu <u>ɪntenwéye?</u> A: ta, ta es ?iŋ ɬu <u>ɪntenwéye?</u></p>
---	---

	
<p>Q: ha es ?iŋ t <u>slaqs</u> ɬu <u>ɪntenwéye?</u>?</p>	<p>Q: ha es ?iŋ t <u>qépxe</u> ɬu ?iscč?</p>
<p>A:</p>	<p>A:</p>
	
<p>Q: ha es ?iŋ t ?iscč ɬu <u>nçi?cn?</u></p>	<p>Q: ha es ?iŋ t <u>nçi?cn</u> ɬu <u>snčlep?</u></p>
<p>A:</p>	<p>A:</p>
	
<p>Q: ha es ?iŋ t sq^wáq^wçi ɬu <u>pqlqeyn</u> ?</p>	<p>Q: ha es ?iŋ t k^wék^wtne? ɬu <u>mlqnuqs</u> ?</p>
<p>A:</p>	<p>A:</p>
	
<p>Q: ha es ?iŋ t <u>pqlqeyn</u> ɬu <u>slaqs</u> ?</p>	<p>Q: ha es ?iŋ t sk^wa?lúlex^w ɬu <u>ttače?m?</u></p>
<p>A:</p>	

Practice 3. Draw a line from each word to a picture that matches. Use each picture one time only.




A ʔntenwéye?



B ttáče?m



C pqlqeyn



D snčlep




E ʔiscč



F slaqs



G nči?cn




H mlqnups



I sq^wáq^wči

Lesson 27 (Animals 2)



Across

3. golden eagle
5. bat
6. wolf
7. coyote
8. squirrel

Down

1. mosquito
2. bald eagle
4. grasshopper
7. rabbit








Lesson 28: Family 3

Vocabulary:

sq^wse?	Son
s^lmč^č?elt	Daughter
nunúme?	Nephew/Niece (your sister' kids)
smamá?	Nephew/Niece (your brother's kids)
no^xwⁿx^w	Wife
s^xélwi	Husband
síle?	Grandchild (daughter's kids) (for a male)
yayá?	Grandchild (daughter's kids) (for a female)
s^xépe?	Grandchild (son's kids) (for a male)
qéne?	Grandchild (son's kids) (for a female)
túpye?	Great grandchildren

Sentences:

swet lu a(n) _____ sk^wests ?	What is your _____'s name?
<u>name</u> lu sk^wests lu i(n) <u>relation</u>.	<u>name</u> is my <u>relation</u> 's name.
s^kwⁿšspentč lu a(n) <u>relation</u> ?	How old is your <u>relation</u> .
lu i(n) <u>relation</u>, years <u>spentč</u>.	My <u>relation</u> is <u>years</u> old.

 <p>Son</p> <p>sq^wse?</p>	 <p>Daughter</p> <p>s^hmč^h?elt</p>	 <p>Nephew/Niece (sister's kids)</p> <p>nunúme?</p>
 <p>Nephew/Niece (brother's kids)</p> <p>smamá?</p>	 <p>Wife</p> <p>no^xwⁿx^w?</p>	 <p>Husband</p> <p>s^xélwi</p>
 <p>Grandchild (daughter's kids) (for a male)</p> <p>síle?</p>	 <p>Grandchild (daughter's kids) (for a female)</p> <p>yayá?</p>	 <p>Grandchild (son's kids) (for a male)</p> <p>s^xépe?</p>
 <p>Grandchild (son's kids) (for a female)</p> <p>qéne?</p>	 <p>All Great-grandchildren</p> <p>túpye?</p>	

i sk^west _____

Practice 1A. Please answer the questions by filling in your family. (Male Speaking)

swet ɭu a <u>sxépe</u> sk ^w ests?	_____ ɭu i <u>sxépe</u> .
swet ɭu an <u>qéne?</u> sk ^w ests?	_____ ɭu in <u>qéne?</u> .
swet ɭu an nox ^w n ^x ^w sk ^w ests?	_____ ɭu in nox ^w n ^x ^w .
swet ɭu a <u>smamá</u> sk ^w ests?	_____ ɭu i <u>smamá</u> .
swet ɭu an <u>nunúme?</u> sk ^w ests?	_____ ɭu in <u>nunúme?</u> .
swet ɭu a <u>strmélis</u> sk ^w ests?	_____ ɭu i <u>strmélis</u> .
sk ^w nšspentč ɭu a <u>sxépe</u> ?	ɭu i <u>sxépe</u> , _____ spentč.
sk ^w nšspentč ɭu an <u>qéne?</u> ?	ɭu in <u>qéne?</u> , _____ spentč.
sk ^w nšspentč ɭu an <u>nox^wn^x^w</u> ?	ɭu in nox ^w n ^x ^w _____ spentč.
sk ^w nšspentč ɭu a <u>smamá</u> ?	ɭu i <u>smamá</u> , _____ spentč.
sk ^w nšspentč ɭu an <u>nunúme?</u> ?	ɭu in <u>nunúme?</u> , _____ spentč.
sk ^w nšspentč ɭu a <u>strmélis</u> ?	ɭu i <u>strmélis</u> , _____ spentč.


i sk^west _____

Practice 1B. Please answer the questions by filling in your family. (Female Speaking)

swet ɭu a <u>síle</u> ? sk ^w ests?	_____ ɭu i <u>síle</u> ?
swet ɭu an <u>yayá</u> ? sk ^w ests?	_____ ɭu in <u>yayá</u> ?
swet ɭu a <u>sxélwi</u> sk ^w ests?	_____ ɭu in <u>sxélwi</u> .
swet ɭu a <u>smamá</u> sk ^w ests?	_____ ɭu i <u>smamá</u> .
swet ɭu an <u>nunúme</u> ? sk ^w ests?	_____ ɭu in <u>nunúme</u> ?
swet ɭu a <u>strmélis</u> sk ^w ests?	_____ ɭu i <u>strmélis</u> .
sk ^w nšspentč ɭu a <u>síle</u> ? ?	ɭu i <u>síle</u> ?, _____ spentč.
sk ^w nšspentč ɭu an <u>yayá</u> ? ?	ɭu in <u>yayá</u> ?, _____ spentč.
sk ^w nšspentč ɭu a <u>sxélwi</u> ?	ɭu in <u>sxélwi</u> , _____ spentč.
sk ^w nšspentč ɭu a <u>smamá</u> ?	ɭu i <u>smamá</u> , _____ spentč.
sk ^w nšspentč ɭu an <u>nunúme</u> ? ?	ɭu in <u>nunúme</u> ?, _____ spentč.
sk ^w nšspentč ɭu a <u>strmélis</u> ?	ɭu i <u>strmélis</u> , _____ spentč.

i sk^west _____

Practice 2. Draw a line from each word to a picture that matches. Use each picture one time only.



A sq^wse?

B s^tmč[?]elt

C nunúme?

D smamá?

E nox^wnx^w

F sxélwi

G síle?


H yayá?

I sxépe?

J qéne?

K túpye?

Lesson 28 (Family 3)



Across

- 2. husband
- 3. great grand children
- 4. daughter
- 6. grandchild (daughter's kids) (for a female)
- 8. nephew/niece (your sister's kids)
- 9. son

Down

- 1. grandchild (son's kids) (for a male)
- 4. nephew/niece (your brother's kids)
- 5. wife
- 7. grandchild (son's kids) (for a female)
- 10. grandchild (daughter's kids) (for a male)

Lesson 29: Past Actions

Vocabulary:

basic form	imperfective	English
x ^w ist	es x ^w ísti	to walk
aččəx	es áččəxi	to watch TV
q ^w aʃp	es q ^w aʃpmí	to drive
čłip	es čłipmi	to hunt
čłuk ^w	es čłúk ^w i	to get wood
nčalíp	es nčalpmí	to swim
qǫmé	es qǫmé*	To fish
čmte	es čmte*	to ride a horse
t spisćéws	--	Yesterday
yetłx ^w ásqt	--	Today


*these forms do not end in -i because they are shortened forms (qǫméyi, čmtéwsi)

Practice 1


sterń łu as k ^w ułm t spisćéws ?	What did you do yesterday?
čn _____ łu t spisćéws.	Yesterday I <u>action</u> .
sterń łu as k ^w ułm yetłx ^w ásqt ?	What did you do today?
čn _____ yetłx ^w ásqt.	Today I <u>action</u> .



es x^wísti



es áććxi



es q^waŝpmí



es čmte



qáme



es čłpmi



es čłúk^wi



es nčalpmí


i skwest _____

Practice 1. (Answer the question by telling what you did yesterday.)



Q: steń łu as k'wulm t spisćéws ?

A: čn _____ łu t spisćéws.




Q: steń łu as k'wulm t spisćéws ?

A:



Q: steń łu as k'wulm t spisćéws ?

A:



Q: steń łu as k'wulm t spisćéws ?

A:



Q: steń łu as k'wulm t spisćéws ?

A:



Q: steń łu as k'wulm t spisćéws ?

A:



Q: steń łu as k'wulm t spisćéws ?

A:



Q: steń łu as k'wulm t spisćéws ?

A:

i skwest _____

Practice 2. (Answer the question by telling what you did today.)



Q: steń łu as k'wulm yetłx'ásqt ?

A: čn _____ yetłx'ásqt.



Q: steń łu as k'wulm yetłx'ásqt ?

A:




Q: steń łu as k'wulm yetłx'ásqt ?

A:



Q: steń łu as k'wulm yetłx'ásqt ?

A:



Q: steń łu as k'wulm yetłx'ásqt ?

A:



Q: steń łu as k'wulm yetłx'ásqt ?

A:



Q: steń łu as k'wulm yetłx'ásqt ?


A:



Q: steń łu as k'wulm yetłx'ásqt ?

A:

Practice 3. Draw a line from each word to a picture that matches. Use each picture one time only.



4 Yesterday



9 Today



A čmte

B es čłúk^wi

C es q^waŋpmí

D es čłpmi

E qqme

F t spiscéws


G es x^wísti

H es nčalpmí

I es áććxı

J yetłx^wásqt

Lesson 29 (Past Actions)



Across

1. to get wood
6. yesterday
7. to fish
9. to watch tv

Down

1. to hunt
2. today
3. to swim
4. to ride a horse
5. to walk
8. to drive

Lesson 30: Powwow Talk

Vocabulary:

esyapqéyńi?	Powwow
wenš	War Dance
sni?ni?pmncútn	Snake Dance
snx^walmncútn	Chicken Dance
esníne?i	Owl Dance
šlšlčmncutn	Round Dance
pumín	Drum
sǫmintn	Drum Stick
člqeyn	Head Dress
sńclawsqn	Roach

Sentences:

ha ńem k^w x^wuy č esyapqéyńi??	Will you be going to the powwow?
?e, ńem čn x^wuy č esyapqéyńi?.	Yes, I will be going to the powwow.
tam či qs x^wúyi č esyapqéyńi?	I am not going to go to the powwow.
ha ńem k^w wenš ?	Will you be dancing?
?e, ńem čn wenš.	Yes, I will be dancing.
tam či qs wénši.	I am not going to dance.
t stem ečxéy u es wénši ?	What kind of dance is this?
es _____.	This dance is a _____.
ha k^w ep(t) _____?	Do you have a _____?
?e, čn ep(t) _____.	Yes, I have a _____.
ta čn ep(t) _____.	I don't have a _____.



esyapqéyǵi?



wenš



sni?ni?pmncútn



snx^walmncútn



esníné?i



šlšlčmncutn



pumín



sǵmintn




člqeyn





sǵclawšqn

i sk^west _____

Practice 1. Answer the questions by telling whether you are going to go to the place shown in the picture).

	<p>Q: t stem ec̣x̣éy u es wén̄ši?</p> <p>A: es <u>sni?ni?pmnútn.</u></p>
---	--

	
--	---

Q: t stem ec̣x̣éy u es wén̄ši?

A:

Q: t stem ec̣x̣éy u es wén̄ši?

A:

	
---	--

Q: t stem ec̣x̣éy u es wén̄ši?

A:

Q: t stem ec̣x̣éy u es wén̄ši?

A:

i skwest _____

Practice 2. (Answer the questions by telling whether you have what is in the picture).

	<p>Q: ha k^w ep(ł) pumín ? A: ?e, čn epł pumín. A: ta čn epł pumín.</p>
--	---

--	--

Q: ha k^w ep spmíntn?

A:

Q: ha k^w epł ólqeyn?

A:

--	--

Q: ha k^w ep snclawśqn?

A:

Q: ha k^w epł pumín?

A:

i sk^west _____


Practice 3. Draw a line from each word to a picture that matches. Use each picture one time only.



esyapqéyñi?
wenš
sni?ni?pmncútn
snx ^w almncútn
esníné?i
šlšlčmncutn
pumín
sǫmintn
člqeyn
sñclawšqn



Lesson 30 (Powwow Talk)



Across

- 5. owl dance
- 8. a head dress
- 9. chicken dance
- 10. a drum

Down

- 1. a roach
- 2. a drum stick
- 3. snake dance
- 4. round dance
- 6. powwow
- 7. war dance