

# *Qlispé snuwéwłštn*




## *Kalispel I*

*Lessons 31-45*

*(rev August 2015)*

# Copyright Notice



The curriculum template used in the Kalispel I Curriculum Project is copyrighted by Christopher Parkin and continues to be the sole property of Christopher Parkin.

The curriculum template is licensed at no cost for non-commercial use by the Kalispel Tribe.

Curriculum Template © 2002-2015 Christopher Parkin

All Kalispel Salish Content © 2015 Kalispel Tribe of Indians

# *Qlispé snuwéwlštn*

## *Table of Contents*

### *Lessons 31-45*

<i>Contents</i>	<i>Page</i>
<i>Lesson 31 (Locations)</i>	<i>4</i>
<i>Lesson 32 (States of Being 2)</i>	<i>10</i>
<i>Lesson 33 (Shopping)</i>	<i>16</i>
<i>Lesson 34 (Foods 3)</i>	<i>23</i>
<i>Lesson 35 (Animals 3)</i>	<i>30</i>
<i>Lesson 36 (People)</i>	<i>36</i>
<i>Lesson 37 (Physical Descriptions 3)</i>	<i>42</i>
<i>Lesson 38 (Plants)</i>	<i>48</i>
<i>Lesson 39 (Personality 2)</i>	<i>56</i>
<i>Lesson 40 (Bodily Functions)</i>	<i>63</i>
<i>Lesson 41 (Occupations)</i>	<i>69</i>
<i>Lesson 42 (House)</i>	<i>77</i>
<i>Lesson 43 (Household items)</i>	<i>83</i>
<i>Lesson 44 (Transportation)</i>	<i>88</i>
<i>Lesson 45 (Actions 2)</i>	<i>94</i>










## Lesson 31: Locations (prepositions)

### Vocabulary:


í	In/On
í čłqe	On top of
k <sup>w</sup> łiřút	Under
čsaᄁm	Near/Close to
ík <sup>w</sup> ut	Far
m <sup>h</sup> úye?	Raccoon
k <sup>w</sup> ék <sup>w</sup> ıne	Mouse
snčłemútn	Chair
citx <sup>w</sup>	House




### Sentences:

čėń łu m <sup>h</sup> úye? ?	Where is <u>raccoon</u> ?
í snčłemútn łu m <sup>h</sup> úye?.	Raccoon is <u>IN/ON</u> the chair
k <sup>w</sup> łiřút í snčłemútn łu m <sup>h</sup> úye?.	Raccoon is <u>UNDER</u> the chair.
čsaᄁm ċ snčłemútn łu m <sup>h</sup> úye?.	Raccoon is <u>NEAR</u> the chair.
ík <sup>w</sup> ut tı snčłemútn łu m <sup>h</sup> úye?.	Raccoon is <u>FAR</u> from the chair.
čėń łu k <sup>w</sup> ék <sup>w</sup> ıne ?	Where is <u>mouse</u> ?
í snčłemútn łu k <sup>w</sup> ék <sup>w</sup> ıne.	Mouse is <u>IN/ON</u> the chair
k <sup>w</sup> łiřút í snčłemútn łu k <sup>w</sup> ék <sup>w</sup> ıne.	Mouse is <u>UNDER</u> the chair.
čsaᄁm ċ snčłemútn łu k <sup>w</sup> ék <sup>w</sup> ıne.	Mouse is <u>NEAR</u> the chair.
ík <sup>w</sup> ut tı snčłemútn łu k <sup>w</sup> ék <sup>w</sup> ıne.	Mouse is <u>FAR</u> from the chair.
í čėń u k <sup>w</sup> łše? ?	Where are you at?
í citx <sup>w</sup> u čń łše?.	I am <u>IN/ON</u> the house.
í čłqe ċ citx <sup>w</sup> u čń łše?.	I am <u>ON TOP OF</u> the house.
ċ k <sup>w</sup> łiřút í in citx <sup>w</sup> u čń łše?.	I am <u>UNDER</u> the house.
čń čsaᄁm ċ citx <sup>w</sup> .	I am <u>NEXT</u> to the house.
čń ċ ík <sup>w</sup> ut tı citx <sup>w</sup> .	I am <u>FAR</u> from the house.


 <p data-bbox="397 583 418 640">í</p>	 <p data-bbox="743 583 868 646">í čłqe</p>	 <p data-bbox="1149 594 1300 646">k<sup>w</sup>łiśút</p>
 <p data-bbox="337 1108 479 1161">čsaḡm</p>	 <p data-bbox="748 1098 862 1161">ík<sup>w</sup>ut</p>	 <p data-bbox="1138 1108 1312 1161">m<sup>h</sup>úye?</p>
 <p data-bbox="305 1623 511 1686">k<sup>w</sup>ék<sup>w</sup>łne</p>	 <p data-bbox="695 1633 922 1686">snčłemútn</p>	 <p data-bbox="1170 1633 1279 1686">citx<sup>w</sup></p>

**Practice 1.** Answer the question by telling where the animal is at.




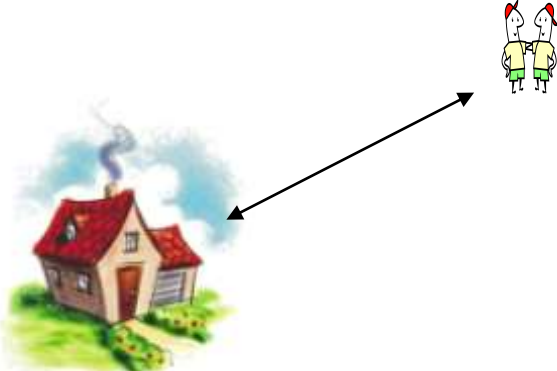
	<p>Q: čen̄ ɥu m̄húye?? A: Ĩ snčtemútn ɥu m̄húye?.</p>
---	---

	
<p>Q: čen̄ ɥu m̄húye??</p>	<p>Q: čen̄ ɥu k̄<sup>w</sup>ek<sup>w</sup>íne?</p>
<p>A:</p>	<p>A:</p>
	
<p>Q: čen̄ ɥu k̄<sup>w</sup>ék<sup>w</sup>íne ?</p>	
<p>A:</p>	

**Practice 2.** Answer the question by telling where you are at.



Q: Ī čen? u k<sup>w</sup> ĩše? ?  
 A: Ī citx<sup>w</sup> u čn ĩše?  
 A: Ī čłqe ě citx<sup>w</sup> u čn ĩše?  
 A: ě k<sup>w</sup>łiřút Ī in citx<sup>w</sup> u čn ĩše?  
 A: čn ěsaᄁm ě citx<sup>w</sup>.  
 A: čn ě ĩk<sup>w</sup>ut tĪ citx<sup>w</sup>.

	
<p>Q: Ī čen? u k<sup>w</sup> ĩše? ?</p>	<p>Q: Ī čen? u k<sup>w</sup> ĩše? ?</p>
<p>A:</p>	<p>A:</p>
	
<p>Q: Ī čen? u k<sup>w</sup> ĩše? ?</p>	<p>Q: Ī čen? u k<sup>w</sup> ĩše? ?</p>
<p>A:</p>	<p>A:</p>

i sk<sup>w</sup>est \_\_\_\_\_

Practice 3. Draw a line from each word to a picture that matches. Use each picture one time only.



A čsaḡm

B k<sup>w</sup>ék<sup>w</sup>tne

C k<sup>w</sup>łiśút

D ǐ

E snčlemútn

F ǐk<sup>w</sup>ut


G ǐ čłqe

H m<sup>h</sup>úye?

I citx<sup>w</sup>



## Lesson 31 (Locations-prepositions)



### Across

2. mouse
4. under
5. near or close to
6. far from
7. raccoon

### Down

1. chair
3. house
6. on top of

## Lesson 32: States of Being 2

Vocabulary:


basic form	imperfective	English
ʕaymt	ʕáymti	Angry
nʕeʔ	nʕéʔi	Scared
sʕiʔ	sʕiʔmi	Confused
ʕʔeš	ʕʔšmi	Embarrassed
yeʔ	yéʔmi	Frustrated
léʕiʔ	léʕiʔ	Mad
ʕsʕes	ʕsʕési	Sober
q <sup>w</sup> eww	q <sup>w</sup> éwwi	Drunk
lemt	lémti	Thankful
q <sup>w</sup> ʔq <sup>w</sup> eyʔ	---	Pitiful

Sentences:

p eʕšešʕéʔ ?	How are you guys feeling?
qe es _____.	We are _____. (w/ imperfective)
qe _____.	We are_____.
ha p es _____?	Are you guys _____?
tam qe es _____.	We are not _____. (w/ imperfective)



ŝaymt or ŝáymti



nxeł or nxełi



słil or słmi




č?eš or č?šmi



yém̄mi



léci?



xsxes or xsxesí



q<sup>w</sup>eww or q<sup>w</sup>éwwi












lemt or lémti



q<sup>w</sup>nq<sup>w</sup>eyñt

Practice 1. (Answer the questions by telling how you feel.)

	<p>Q: p ečšeščėń? ?</p> <p>A: qe es řáymti.</p>
---	---

	
<p>Q: p ečšeščėń? ?</p>	<p>Q: p ečšeščėń? ?</p>
<p>A:</p>	<p>A:</p>
	
<p>Q: p ečšeščėń? ?</p>	<p>Q: p ečšeščėń? ?</p>
<p>A:</p>	<p>A:</p>
	
<p>Q: p ečšeščėń? ?</p>	<p>Q: p ečšeščėń? ?</p>
<p>A:</p>	<p>A:</p>
	
<p>Q: p ečšeščėń? ?</p>	<p>Q: p ečšeščėń? ?</p>
<p>A:</p>	<p>A:</p>

i sk<sup>w</sup>est \_\_\_\_\_

Practice 2. (Answer the questions w/ a yes or no response.)



Q: ha p es sllmi?

A: ?e, qe es sllmi.

A: tam qe es sllmi.



Q: ha p es nxéli?

A:



Q: ha p es śáymti ?

A:



Q: ha p es č?šmi ?

A:



Q: ha p es léči? ?

A:



Q: ha p es yémmi ?

A:



Q: ha p es q<sup>w</sup>éwwi ?

A:



Q: ha p es lémti ?

A:




Q: ha p es q<sup>w</sup>nq<sup>w</sup>eyñt ?

A:

# i sk<sup>w</sup>est \_\_\_\_\_

**Practice 3.** Draw a line from each word to a picture that matches. Use each picture one time only.



A nᵗéᵗi

B léci?

C q<sup>w</sup>éwwi

D q<sup>w</sup>nq<sup>w</sup>eyñt

E ᵗsxᵗesí

F řáymti


G lémti

H sĺłmi

I ĉ?šmi

J yém̄mi

# Lesson 32 (States of Being 2)



## Across

- 3. scared
- 6. how are you guys feeling?
- 7. angry
- 11. embarrassed

## Down

- 1. drunk
- 2. pitiful
- 4. sober
- 5. thankful
- 8. frustrated
- 9. mad
- 10. confused

## Lesson 33: Kalispel Shopping

### Vocabulary:

sʔiʎn	Food
sʔiʔqáʎq	Fruit
sq <sup>w</sup> oʎʎq	Vegetables
sqeltč	Meat
scx <sup>w</sup> aq <sup>w</sup>	Flour
nmeʎmn	Baking powder
nimápn	Ice cream
čewstn	Soap
nʔeʔpsncútn	Toilet paper


### Sentences:

t stem u qe es yapcíni tʎ sntumístn ?	What do we need from the store?
qe es yapcíni t ____.	We need ____.
ha qe es yapcíni t ____?	Do we need ____?
ta, tam qe es yapcíni t ____.	No, we do not need ____.
ha k <sup>w</sup> es tumí t ____?	Are you buying ____?
ʔe, či qs tumí t ____.	Yes, I am going to buy ____.
ta, tam či qs tumí t ____.	No, I am not going to buy ____.







sʔitn



sʔiʔqáʔq



sqʷoʔʔq



sqeltč



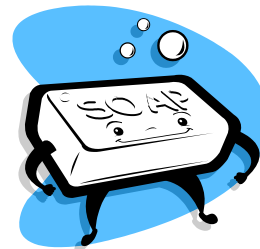
scxʷaqʷ




nmeʔmn



nimápn



čewstn



nʔeʔʔsncútn

i sk<sup>w</sup>est \_\_\_\_\_

Practice 1 (Answer the question by telling what WE need from the store.)



Q: t stem u qe es yapcini t<sup>l</sup> sntumistn ?

A: qe es yapcini t nimápn.



Q: t stem u qe es yapcini t<sup>l</sup> sntumistn ?

Q: t stem u qe es yapcini t<sup>l</sup> sntumistn ?

A:

A:

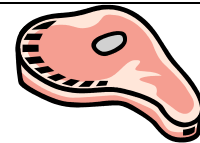



Q: t stem u qe es yapcini t<sup>l</sup> sntumistn ?

Q: t stem u qe es yapcini t<sup>l</sup> sntumistn ?

A:

A:



Q: t stem u qe es yapcini t<sup>l</sup> sntumistn ?

Q: t stem u qe es yapcini t<sup>l</sup> sntumistn ?

A:

A:



Q: t stem u qe es yapcini t<sup>l</sup> sntumistn ?

Q: t stem u qe es yapcini t<sup>l</sup> sntumistn ?

A:

A:

i sk<sup>w</sup>est \_\_\_\_\_

Practice 2. (Answer the question by telling if WE need to buy the object shown.)




Q: ha qe es yapcíni t sʔiɬn ?

A: ta, tam qe es yapcíni t sʔiɬn .



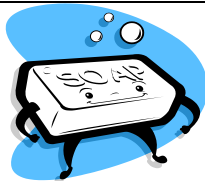
Q: ha qe es yapcíni t sʔiʔqáɬq ?

A:



Q: ha qe es yapcíni t sqeltč ?

A:



Q: ha qe es yapcíni t čewstn ?

A:



Q: ha qe es yapcíni t nmeɬmn ?

A:



Q: ha qe es yapcíni t sex<sup>w</sup>aq<sup>w</sup> ?

A:



Q: ha qe es yapcíni t nʔeʔpsneútn ?

A:



Q: ha qe es yapcíni t nimápn?

A:




Q: ha qe es yapcíni t sq<sup>w</sup>oɬtq ?

A:

i sk<sup>w</sup>est \_\_\_\_\_

Practice 3. (Answer the question by telling what you are going to buy.)



Q: ha k<sup>w</sup> es tumí t sqeltč ?

A: ?e, či qs tumí t sqeltč.

A: ta, tam či qs tumí t sqeltč.



Q: ha k<sup>w</sup> es tumí t nimápn ?

A:



Q: ha k<sup>w</sup> es tumí t sq<sup>w</sup>oľtq ?

A:



Q: ha k<sup>w</sup> es tumí t s?iľn ?

A:



Q: ha k<sup>w</sup> es tumí t n?e?psncútn ?

A:



Q: ha k<sup>w</sup> es tumí t scx<sup>w</sup>ađ<sup>w</sup>?

A:




Q: ha k<sup>w</sup> es tumí t nmeľmn?

A:

# i sk<sup>w</sup>est \_\_\_\_\_

**Practice 4.** Draw a line from each word to a picture that matches. Use each picture one time only.



A nʔeɹp̄sncútn

B čew̄stn

C nimápn

D nmeł̄mn

E scx̄<sup>w</sup>aq̄<sup>w</sup>


F sqeltč

G sq<sup>w</sup>oı̄tq

H sp̄iʔqáı̄q

I sʔīłn

## Lesson 33 (Shopping)



### Across

1. soap
4. flour
5. toilet paper
6. ice cream
7. baking powder
8. meat
10. vegetables

### Down

2. fruit
3. to need
8. food
9. to buy


## Lesson 34: Kalispel Foods 3

### Vocabulary:

sx <sup>w</sup> ayáłq	Tomato
picčł	Lettuce
snq̣ʔeʷs	Sandwich
lipuwáłq	Peas
sqálix <sup>w</sup> qn	Squash
q̣ <sup>w</sup> atx̣ <sup>w</sup>	Banana
čq̣ <sup>w</sup> q̣ <sup>w</sup> áyce?	Watermelon
q̣eytq̣m	Strawberries
čk <sup>w</sup> allíx <sup>w</sup>	Oranges

### Sentences:

stem̄ an x̣menč a qs ʔiłnm ?	What do you like to eat?
in x̣menč qs ʔiłn łu _____.	I like to eat _____.
ha an x̣menč qs ʔiłntx <sup>w</sup> łu ____?	Do you like to eat _____.
tam in x̣menč qs ʔiłn łu _____.	No, I don't like to eat _____
t stem̄ u k <sup>w</sup> tumí ?	What did you buy?
čn tumí t _____.	I bought _____.



sx<sup>w</sup>ayátq




picčł



snq<sup>?</sup>e<sup>w</sup>s




lipuwátq




sqálix<sup>w</sup>qn




q<sup>w</sup>atx<sup>w</sup>



čq<sup>w</sup>q<sup>w</sup>áyce?




qeytqm



čk<sup>w</sup>allíx<sup>w</sup>




**Practice 1.** (Answer the question by telling what you like to eat.)



Q: steṛṛ an ẋmenč a qs ?iṛnm?

A: in ẋmenč qs ?iṛn ḥu sx<sup>w</sup>ayátq.




Q: steṛṛ an ẋmenč a qs ?iṛnm?

A:




Q: steṛṛ an ẋmenč a qs ?iṛnm?

A:



Q: steṛṛ an ẋmenč a qs ?iṛnm?

A:



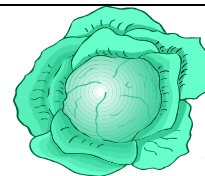
Q: steṛṛ an ẋmenč a qs ?iṛnm?

A:



Q: steṛṛ an ẋmenč a qs ?iṛnm?

A:




Q: steṛṛ an ẋmenč a qs ?iṛnm?

A:



Q: steṛṛ an ẋmenč a qs ?iṛnm?


A:



Q: steṛṛ an ẋmenč a qs ?iṛnm?

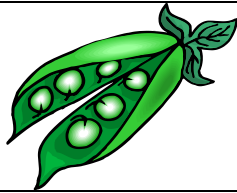
i sk<sup>w</sup>est \_\_\_\_\_

**Practice 2.** (Answer the question by telling whether you like to eat the item shown.)



Q: ha an xmenč qs ?iintx<sup>w</sup> lu sx<sup>w</sup>ayátq?

A: tam in xmenč qs ?iIn lu sx<sup>w</sup>ayátq.




Q: ha an xmenč qs ?iintx<sup>w</sup> lu lipuwá?

A:




Q: ha an xmenč qs ?iintx<sup>w</sup> lu qeytqm?

A:



Q: ha an xmenč qs ?iintx<sup>w</sup> lu čq<sup>w</sup>q<sup>w</sup>áyče??

A:



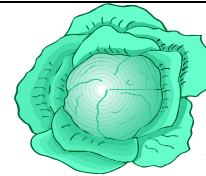
Q: ha an xmenč qs ?iintx<sup>w</sup> lu čk<sup>w</sup>allix<sup>w</sup>?

A:



Q: ha an xmenč qs ?iintx<sup>w</sup> lu q<sup>w</sup>atx<sup>w</sup>?

A:



Q: ha an xmenč qs ?iintx<sup>w</sup> lu picčl?

A:




Q: ha an xmenč qs ?iintx<sup>w</sup> lu snq<sup>w</sup>e?

A:




Q: ha an xmenč qs ?iintx<sup>w</sup> lu sqálix<sup>w</sup>qn?

**Practice 3.** (Answer the question by telling what you bought.)



Q: t steň u k<sup>w</sup> tumí?

A: čn tumí t sx<sup>w</sup>ayáŋq.



Q: t steň u k<sup>w</sup> tumí?

A:




Q: t steň u k<sup>w</sup> tumí?

A:




Q: t steň u k<sup>w</sup> tumí?

A:




Q: t steň u k<sup>w</sup> tumí?

A:



Q: t steň u k<sup>w</sup> tumí?

A:



Q: t steň u k<sup>w</sup> tumí?

A:



Q: t steň u k<sup>w</sup> tumí?

A:



Q: t steň u k<sup>w</sup> tumí?

A:

i sk<sup>w</sup>est \_\_\_\_\_

**Practice 4.** Draw a line from each word to a picture that matches. Use each picture one time only.

1



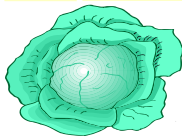
A čk<sup>w</sup>allíx<sup>w</sup>

2



B ǰeytǰm

3



C picčł

4



D ǰ<sup>w</sup>atx<sup>w</sup>

5




E sqálix<sup>w</sup>qn

6



F lipuwálq

7



G snǰ<sup>w</sup>eǰs

8




H čǰ<sup>w</sup>ǰ<sup>w</sup>áyce?

9



I sx<sup>w</sup>ayálq

## Lesson 34 (Foods 3)



### Across

- 2. watermelon
- 6. squash
- 7. lettuce

### Down

- 1. strawberries
- 2. oranges
- 3. bananas
- 4. peas
- 5. sandwich
- 6. tomato


## Lesson 35: Kalispel Animals 3

### Vocabulary:


łmłamáye?	Frog
splq <sup>w</sup> aq̄s	Turtle
sqlew̄	Beaver
sésłx <sup>w</sup> um	Duck
sčewíle?	Water snake
čix <sup>w</sup> čx <sup>w</sup>	Osprey
sxax̄ńč	Robin
sca?á?	Crow
smóq <sup>w</sup> e	Blue Heron
q <sup>w</sup> ásq <sup>w</sup> i?	Blue Jay

### Sentences:

ha es nčalíp łu ____?	Does a ____ swim?
?e, es nčalíp łu ____.	Yes, a ____ swims.
ta es nčalíp łu ____.	A ____ does not swim.
ha es łux <sup>w</sup> t łu ____?	Does a ____ fly?
?e, es łux <sup>w</sup> t łu ____.	Yes, a ____ flies.
ta es łux <sup>w</sup> t łu ____.	A ____ does not fly.




łmłamáye?




splq<sup>w</sup>aq<sup>s</sup>



sqle<sup>w</sup>



sésłx<sup>w</sup>um



sčewíle?



čix<sup>w</sup>čx<sup>w</sup>



sxax<sup>ń</sup>č



sca?á?




smóq<sup>w</sup>e



q<sup>w</sup>ásq<sup>w</sup>i?


**Practice 1.** (Answer the question by telling whether or not the animal swims.)



Q: ha es n'calíp łu łmłamáye??

A: ?e, es n'calíp łu łmłamáye?.

A: ta es n'calíp łu łmłamáye?.




Q: ha es n'calíp łu s'plq<sup>w</sup>aq<sup>s</sup>?

A:




Q: ha es n'calíp łu sqle<sup>w</sup>?

A:



Q: ha es n'calíp łu sésłx<sup>w</sup>um?

A:



Q: ha es n'calíp łu s'cēwile??

A:




Q: ha es n'calíp łu ćix<sup>w</sup>ćx<sup>w</sup>?

A:



Q: ha es n'calíp łu s'xax<sup>ń</sup>ć?

A:



Q: ha es n'calíp łu sca?á??

A:




Q: ha es n'calíp łu smóq<sup>w</sup>e?



i sk<sup>w</sup>est \_\_\_\_\_

Practice 2. (Answer the question by telling whether or not the animal flies.)



Q: ha es íux<sup>w</sup>t íu ímíamá?

A: ?e, es íux<sup>w</sup>t íu ímíamá.

A: ta es íux<sup>w</sup>t íu ímíamá.

<p>Q: ha es íux<sup>w</sup>t íu sčewíle??</p>	<p>Q: ha es íux<sup>w</sup>t íu sqlew?</p>
<p>A:</p>	<p>A:</p>
<p>Q: ha es íux<sup>w</sup>t íu sesíx<sup>w</sup>úm?</p>	<p>Q: ha es íux<sup>w</sup>t íu spíq<sup>w</sup>aq<sup>s</sup>?</p>
<p>A:</p>	<p>A:</p>
<p>Q: ha es íux<sup>w</sup>t íu q<sup>w</sup>ásq<sup>w</sup>i??</p>	<p>Q: ha es íux<sup>w</sup>t íu s<sup>x</sup>ax<sup>n</sup>č?</p>
<p>A:</p>	<p>A:</p>
<p>Q: ha es íux<sup>w</sup>t íu sca?á? ?</p>	<p>Q: ha es íux<sup>w</sup>t íu čix<sup>w</sup>čx<sup>w</sup>?</p>
<p>A:</p>	<p>A:</p>

i sk<sup>w</sup>est \_\_\_\_\_

Practice 3. Draw a line from each word to a picture that matches. Use each picture one time only.



A q<sup>w</sup>ásq<sup>w</sup>i?

B smóq<sup>w</sup>e

C s<sup>č</sup>ewíle?

D sp<sup>l</sup>q<sup>w</sup>aq<sup>s</sup>

E sca?á?

F čix<sup>w</sup>čx<sup>w</sup>


G łmłamáye?

H s<sup>x</sup>ax<sup>ń</sup>č

I sqle<sup>w</sup>

J sés<sup>ł</sup>x<sup>w</sup>um

## Lesson 35 (Animals 3)



### Across

3. to fly
4. turtle
5. duck
7. blue jay
8. water snake
9. to swim

### Down

1. osprey
2. frog
4. blue heron
5. beaver
6. crow
8. robin

## Lesson 36: Kalispel People

### Vocabulary:

sqłtmix <sup>w</sup>	Man
smʔem	Woman
ttwıt	Boy
šešútm	Girl
łox <sup>w</sup> té	Baby
słaxt	Friend
šmeñ	Enemy
strńélis	Relation
ʔilmíx <sup>w</sup> m	Chief/Leader

### Sentences:

swet łu a(n) _____ sk <sup>w</sup> ests ?	What is your _____'s name?
i(n) _____ sk <sup>w</sup> ests _____.	My _____'s name is _____.
ha cniłc łu a(n) _____?	He/she is your _____?
ʔe, cniłc łu i(n) _____.	Yes, he/she is my _____.
ta, tam i(n) _____.	No, he/she is not my _____.




sqłtmix<sup>w</sup>



smʔem



ttwít




šešútm



łox<sup>w</sup>té



slaxt



šmeñ




stñélis











ʔilmíx<sup>w</sup>m

# i sk<sup>w</sup>est \_\_\_\_\_


**Practice 1.** (Answer the question by telling the name of the person shown in the picture.)









	<p>Q: swet ɬu a sm<sup>?</sup>em sk<sup>w</sup>ests?</p>
	<p>A: i sm<sup>?</sup>em sk<sup>w</sup>ests <u>Sally</u>.</p>

	
<p>Q: swet ɬu an ʔilmíx<sup>w</sup>m sk<sup>w</sup>ests?</p>	<p>Q: swet ɬu a ɬox<sup>w</sup>té sk<sup>w</sup>ests?</p>
<p>A:</p>	<p>A:</p>
	
<p>Q: swet ɬu an šmeñ sk<sup>w</sup>ests?</p>	<p>Q: swet ɬu an ttwít sk<sup>w</sup>ests?</p>
<p>A:</p>	<p>A:</p>
	
<p>Q: swet ɬu a sqłtmíx<sup>w</sup> sk<sup>w</sup>ests?</p>	<p>Q: swet ɬu an šešútm sk<sup>w</sup>ests?</p>
<p>A:</p>	<p>A:</p>
	
<p>Q: swet ɬu a sláxt sk<sup>w</sup>ests?</p>	<p>Q: swet ɬu a strñélis sk<sup>w</sup>ests?</p>
<p>A:</p>	<p>A:</p>

# i sk<sup>w</sup>est \_\_\_\_\_

**Practice 2.** (Answer the question by stating if the person is as described.)

	<p>Q: ha cniłc łu a <u>sm?em</u> ?          A: ?e, cniłc łu i <u>sm?em</u>.          A: ta, tam i <u>sm?em</u>.</p>
---	---

	
<p>Q: ha cniłc łu an <u>šešútm</u> ?</p>	<p>Q: ha cniłc łu a <u>ślaxt</u> ?</p>
<p>A:</p>	<p>A:</p>
	
<p>Q: ha cniłc łu a <u>sqłtmíx<sup>w</sup></u> ?</p>	<p>Q: ha cniłc łu an <u>ttwít</u> ?</p>
<p>A:</p>	<p>A:</p>
	
<p>Q: ha cniłc łu an <u>šmeñ</u> ?</p>	<p>Q: ha cniłc łu an <u>?ilmíx<sup>w</sup>m</u> ?</p>
<p>A:</p>	<p>A:</p>
	
<p>Q: ha cniłc łu an <u>łox<sup>w</sup>té</u> ?</p>	<p>Q: ha cniłc łu a <u>strńélis</u> ?</p>
<p>A:</p>	<p>A:</p>

**Practice 3.** Draw a line from each word to a picture that matches. Use each picture one time only.

1



A stmélis

2



B smʔem

3



C slaxt

4



D łox<sup>w</sup>té

5



E ttwít

6



F šmeñ

7



G šešútm

8



H ʔilmíx<sup>w</sup>m


9



I sqłtmíx<sup>w</sup>



# Lesson 36 (People)



## Across

- 2. friend
- 5. relation
- 6. chief
- 8. girl
- 9. baby

## Down

- 1. man
- 3. he/she (absolute)
- 4. enemy
- 5. woman
- 7. boy

## Lesson 37: Physical Descriptions 3

### Vocabulary:


čupíce?	Hairy
nłóq <sup>w</sup> o?sqn	Bald
ntk <sup>w</sup> elt	Pregnant
čnmqey	Blind
łaxt	Fast
šept	a slow poke
k <sup>w</sup> tisqélix <sup>w</sup>	Husky-big person
i puy	Wrinkled

### Sentences:

ha _____?	Is he/she _____?
?e, _____.	Yes, he/she is _____.
tam _____.	He/she is not _____.
ha _____ łu Misél?	Is Mike _____?
?e, _____ łu Misél.	Yes, Mike is _____.
tam _____ łu Misél.	Mike is not _____.
ha es ntk <sup>w</sup> elt łu Akát?	Is Agatha <u>pregnant</u> ?
?e, es ntk <sup>w</sup> elt łu Akát.	Yes, Agatha is <u>pregnant</u> .
tam es ntk <sup>w</sup> elt łu <u>Akát</u> .	Agatha is not <u>pregnant</u> .



čupíce?




nłóq<sup>w</sup>o?sqn




ntk<sup>w</sup>elt



čnmqey



łaxt



šept



k<sup>w</sup>tisqélix<sup>w</sup>










i puy

# i sk<sup>w</sup>est \_\_\_\_\_


**Practice 1.** (Answer the question by telling whether he/she meets the description.)

	<p>Q: ha nłóq<sup>w</sup>o?sqn?          A: ?e nłóq<sup>w</sup>o?sqn.          A: tam nłóq<sup>w</sup>o?sqn</p>		<p>Q: ha čupíce??          A: ?e čupíce?.          A: tam čupíce?.</p>
---	---	--	--

	
<p>Q: ha k<sup>w</sup>tisqélix<sup>w</sup>?</p>	<p>Q: ha šept?</p>
<p>A:</p>	<p>A:</p>
	
<p>Q: ha i puy?</p>	<p>Q: ha łaxt?</p>
<p>A:</p>	<p>A:</p>
	
<p>Q: ha čnmqey?</p>	<p>Q: ha ntk<sup>w</sup>elt?</p>
<p>A:</p>	<p>A:</p>
	
<p>Q: ha čupíce??</p>	
<p>A:</p>	

i sk<sup>w</sup>est \_\_\_\_\_

Practice 2. (Answer the question by telling whether or not he meets the description.)





Q: ha nłóq<sup>w</sup>o?sqn łu Misél?

A: ʔe, nłóq<sup>w</sup>o?sqn łu Misél.

A: tam nłóq<sup>w</sup>o?sqn łu Misél.

<p>Q: ha <u>k<sup>w</sup>tisqélix<sup>w</sup></u> łu Misél?</p>	<p>Q: ha <u>šept</u> łu Misél?</p>
<p>A:</p>	<p>A:</p>
<p>Q: ha <u>i puy</u> łu Misél?</p>	<p>Q: ha <u>łaxt</u> łu Misél?</p>
<p>A:</p>	<p>A:</p>
<p>Q: ha <u>čnmqey</u> łu Misél?</p>	<p>Q: ha <u>ntk<sup>w</sup>elt</u> łu Misél?</p>
<p>A:</p>	<p>A:</p>
<p>Q: ha <u>čupicé?</u> łu Misél?</p>	
<p>A:</p>	

Practice 3. Draw a line from each word to a picture that matches. Use each picture one time only.



A ḷaxt

B nłóq<sup>w</sup>o?sqn

C i puy

D šept


E čnmqey

F čupíce?

G ntk<sup>w</sup>elt

H k<sup>w</sup>tisqélix<sup>w</sup>

## Lesson 37 (Physical Descriptions 3)



### Across

- 4. bald
- 6. husky person
- 8. slow poke

### Down

- 1. hairy
- 2. fast
- 3. blind
- 5. pregnant
- 7. wrinkled

## Lesson 38: Kalispel Plants


### Vocabulary:

pišłp	Cattails
sk <sup>w</sup> lis	Kinnick Kinnick (the berry)
sx <sup>w</sup> osm	Foam berry bush
stmtmni?á	Snowberry
słaq	Service berry bush
łx <sup>w</sup> łox <sup>w</sup>	Choke cherry bush
sp <sup>ł</sup> ełm	Bitterroot
xasxs	Bear root
čsaɣm č ntx <sup>w</sup> e	Near the river.
čsaɣm č sewłk <sup>w</sup>	Near the water.
č esmq <sup>w</sup> móq <sup>w</sup>	In the mountains
č nk <sup>w</sup> ect	In the forest.
č šíłlex <sup>w</sup>	On the prairie.

### Sentences:

Í čeñ u es k <sup>w</sup> ?al łu ____ ?	Where does <u>plant</u> grow?
stem łu šey ?	What is that?
ihé? łu ____.	This is ____.
ha ____ łihé ?	Is this ____?
?e, šey łu ____.	Yes, that is ____.
tam ____ łu šey.	That is not ____.





ṙiʂłp



sk<sup>w</sup>lis



stmtmni?á



słaq



sṙełm



ṙasṙs



sṙ<sup>w</sup>osm



łṙ<sup>w</sup>łox<sup>w</sup>



čsaḡm č̣ ntx<sup>w</sup>e



čsaḡm č̣ sewłk<sup>w</sup>



č̣ esmq<sup>w</sup>móq<sup>w</sup>



č̣ nk<sup>w</sup>ect



č̣ šíłlex<sup>w</sup>

# i sk<sup>w</sup>est \_\_\_\_\_

**Practice 1.** (Answer the question by telling where the plant grows.)



Q: Í čeň u es k<sup>w</sup>?al łu pištp?

A: čsaḡm č ntx<sup>w</sup>e

A: č esmq<sup>w</sup>móq<sup>w</sup>

A: č nk<sup>w</sup>ect

A: č šíłlex<sup>w</sup>

A: čsaḡm č sewłk<sup>w</sup>



Q: Í čeň u es k<sup>w</sup> ?al łu sk<sup>w</sup>lis?

A:



Q: Í čeň u es k<sup>w</sup> ?al łu sḡ<sup>w</sup>osm?

A:



Q: Í čeň u es k<sup>w</sup> ?al łu stmtmni?á?

A:



Q: Í čeň u es k<sup>w</sup> ?al łu slaq?

A:



Q: Í čeň u es k<sup>w</sup> ?al łu łḡ<sup>w</sup>łox<sup>w</sup>?

A:



Q: Í čeň u es k<sup>w</sup> ?al łu spełm?

A:



Q: Í čeň u es k<sup>w</sup> ?al łu ḡasḡs?

A:

**Practice 2.** (Answer the question by telling what it is.)



Q: stem łu šeŷ?

A: ihé? łu pišłp.



Q: stem łu šeŷ?

A:



Q: stem łu šeŷ?

A:



Q: stem łu šeŷ?

A:



Q: stem łu šeŷ?

A:



Q: stem łu šeŷ?

A:



Q: stem łu šeŷ?

A:



Q: stem łu šeŷ?

A:

**Practice 3.** (Answer the question by telling if the picture is as described.)



Q: ha pištp fihé?

A: ?e, šey̆ lu pištp.

A: tam pištp šey̆.



Q: ha xasxs fihé?

A:



Q: ha spełm fihé?

A:



Q: ha lx<sup>w</sup>lox<sup>w</sup> fihé?

A:



Q: ha słaq fihé?

A:



Q: ha pištp fihé?

A:



Q: ha spełm fihé?

A:



Q: ha xasxs fihé?

A:

**Practice 4.** Draw a line from each word to a picture that matches. Use each picture one time only.

1



A ɣasɣs

2



B p̄išłp

3



C spēłm

4



D łɣ<sup>w</sup>łox<sup>w</sup>

5



E słaq

6



F stmtmni?á

7




G sɣ<sup>w</sup>osm

8



H sk<sup>w</sup>lis

## Lesson 38 (Plants)



### Across

- 2. bear root
- 7. near the river
- 9. foamberry bush
- 12. kinnick kinnick berries
- 13. on the prairie

### Down

- 1. near the water
- 3. snowberry bush
- 4. in the mountains
- 5. What is that?
- 6. chokecherry bush
- 8. in the forest
- 10. bitterroot
- 11. cattails
- 12. sarviceberry bush

## Lesson 39: Kalispel Personality 2

### Vocabulary:

ʔáçxmscút	Arrogant/Show off
xmenč	Popular/well-liked
xest	Kind
íéye?	Cruel
es séwne?	Obedient
pícpcux <sup>w</sup> t	Boring/tiresome
ýéýúk <sup>w</sup> e?	Stingy
sx <sup>w</sup> čawm	Spiritual/religious

### Sentences:

Í čeń u ečxéy ?	What is he/she like?
(cniłc) _____.	He/she is _____.
ečščé?eń ?	What are they like?
cni?iłc uł _____.	They are _____.
ha uł _____?	Are they _____? (Group)
ʔe, uł _____.	Yes, they are _____ (Group)
tam uł _____.	No, they are not _____ (Group)






ʔač̣x̣mscút



x̣menč



x̣est




ťéye?




es séwne?



pícpcux<sup>w</sup>t




ýeyúk<sup>w</sup>e?



sx<sup>w</sup>čawm


# i sk<sup>w</sup>est \_\_\_\_\_

**Practice 1.** (Answer the question by telling what he/she is like.)



Q: Í čeň ečxéy?

A: s<sup>x</sup>wčawm.



Q: Í čeň ečxéy?

A:



Q: Í čeň ečxéy?

A:



Q: Í čeň ečxéy?

A:




Q: Í čeň ečxéy?

A:



Q: Í čeň ečxéy?

A:




Q: Í čeň ečxéy?

A:



Q: Í čeň ečxéy?

A:



Q: Í čeň ečxéy?

A:

i sk<sup>w</sup>est \_\_\_\_\_

Practice 2. (Answer the question by telling what they are like.)



Q: ečšcé?eň?

A: cni?iľc uť sx<sup>w</sup>čawm.




Q: ečšcé?eň?

A:

Q: ečšcé?eň?

A:



Q: ečšcé?eň?

A:

Q: ečšcé?eň?

A:




Q: ečšcé?eň?

A:

Q: ečšcé?eň?

A:




Q: ečšcé?eň?









A:

Q: ečšcé?eň?

# i sk<sup>w</sup>est \_\_\_\_\_

**Practice 3.** (Answer the question by telling whether or not they are like the described.)

	<p>Q: ha uł <u>sx<sup>w</sup>ćawm</u>?</p> <p>A: ?e, uł <u>sx<sup>w</sup>ćawm</u>.</p> <p>A: tam uł <u>sx<sup>w</sup>ćawm</u>.</p>
---	--

	
Q: ha uł <u>xmenč</u> ?	Q: ha uł <u>pícpcux<sup>w</sup>t</u> ?
A:	A:
	
Q: ha uł es <u>séwne</u> ? ?	Q: ha uł <u>xest</u> ?
A:	A:
	
Q: ha uł ?ačxmscút ?	Q: ha uł <u>féye</u> ? ?
A:	A:
	
Q: ha uł <u>sx<sup>w</sup>ćawm</u> ?	Q: ha uł ?ačxmscút?
A:	A:

i sk<sup>w</sup>est \_\_\_\_\_

**Practice 4.** Draw a line from each word to a picture that matches. Use each picture one time only.

1



A t́éye?

2



B ?ač̀xmscút

3



C es séwne?

4



D ̀xest

5



E pípcux<sup>w</sup>t

6



F ̀xmenč

7




G sx<sup>w</sup>čawm

8



H ýeyúk<sup>w</sup>e?

## Lesson 39 (Personality 2)



### Across

4. what is he/she/it like?
6. what are they like?
8. popular or well liked
9. spiritual or religious
10. arrogant or a show off

### Down

1. boring/tiresome
2. cruel
3. stingy
5. obedient
7. kind


## Lesson 40: Bodily Functions

### Vocabulary:

basic form	imperfective	English
ohó?	ohóʔi	Cough
ʔso?	ʔsóʔi	Sneeze
čcaps	čcápsi	Blink
snocqecín	snocqecí	Vomit
čoším	čošmí	Yell/Shout
hewhéwlš	hewhéwlši	Yawn
ntq <sup>w</sup> čnečst	ntq <sup>w</sup> čnečsti	Clap
pʔum	pʔumí	Fart
tčeym	tčeyi	Urinate
mneč	mneči	Defecate/poop

### Sentences:

ha k <sup>w</sup> _____?	Did you _____? (with basic form)
ʔe, čn _____.	Yes, I _____.
ta čn _____.	I did not _____.
ha k <sup>w</sup> qs _____?	Are you going to _____? (w/ imperfective)
ʔe, či qs _____.	Yes, I am going to _____.
tam či qs _____.	I am not going to _____.



ohó?



íso?



čcaps



snocqecín



čoším



hewhéwlš



ntq<sup>w</sup>čněčst



p?um



tčeỵm












ṃněč



i sk<sup>w</sup>est \_\_\_\_\_

Practice 1. (Answer the question by telling if you are going to do the action stated.)

	<p>Q: ha k<sup>w</sup> qs ntq<sup>w</sup>čnečsti          A: ?e, či qs ntq<sup>w</sup>čnečsti.          A: ta či qs ntq<sup>w</sup>čnečsti.</p>
---	---

	
<p>Q: ha k<sup>w</sup> qs tčeyi ?</p>	<p>Q: ha k<sup>w</sup> qs hewhéwlši ?</p>
<p>A:</p>	<p>A:</p>
	
<p>Q: ha k<sup>w</sup> qs čcapsi ?</p>	<p>Q: ha k<sup>w</sup> qs ísó?i ?</p>
<p>A:</p>	<p>A:</p>
	
<p>Q: ha k<sup>w</sup> qs čošmí ?</p>	<p>Q: ha k<sup>w</sup> qs p?umí?</p>
<p>A:</p>	<p>A:</p>
	
<p>Q: ha k<sup>w</sup> qs mńeči ?</p>	<p>Q: ha k<sup>w</sup> qs snocqeci ?</p>
<p>A:</p>	

i sk<sup>w</sup>est \_\_\_\_\_

Practice 2. (Answer the question by telling if you did the action stated.)



Q: ha k<sup>w</sup> ohó? ?

A: ?e, čn ohó?.

A: ta čn ohó?.



Q: ha k<sup>w</sup> p?um? ?

A:



Q: ha k<sup>w</sup> hewhélš? ?

A:



Q: ha k<sup>w</sup> snocqecín? ?

A:



Q: ha k<sup>w</sup> mńeč? ?

A:



Q: ha k<sup>w</sup> čoším? ?

A:



Q: ha k<sup>w</sup> tčeym? ?

A:



Q: ha k<sup>w</sup> íso? ?

A:



Q: ha k<sup>w</sup> čcaps? ?

i sk<sup>w</sup>est \_\_\_\_\_

**Practice 3.** Draw a line from each word to a picture that matches. Use each picture one time only.

1



A čcaps

2



B ʔsoʔ

3



C tčeỵm

4



D čoším

5



E ṃñeč

6



F snoccqecín

7



G hewhéwlš

8



H p̣ʔum

9




I ohóʔ

10



J ntq<sup>w</sup>č̣ñečst

# Lesson 40 (Bodily Functions)



## Across

- 1. deficate
- 4. cough
- 7. vomit
- 9. urinate
- 10. sneeze

## Down

- 2. yell or shout
- 3. fart
- 5. blink
- 6. yawn
- 8. clap

## Lesson 41: Kalispel Occupations

### Vocabulary:


sx <sup>w</sup> k <sup>w</sup> nem	police officer
sx <sup>w</sup> miméym	teacher
sx <sup>w</sup> malyémistn	doctor
sx <sup>w</sup> k <sup>w</sup> ul̄x <sup>w</sup>	carpenter
sx <sup>w</sup> nk <sup>w</sup> nem	singer
sx <sup>w</sup> łepsm	fireman
sx <sup>w</sup> q <sup>w</sup> lq <sup>w</sup> elt	attorney
sx <sup>w</sup> k <sup>w</sup> ul̄m	worker / laborer
sx <sup>w</sup> ?ačx̄łq̄eȳmím	student
sx <sup>w</sup> q̄eȳím	secretary
sx <sup>w</sup> naq̄ <sup>w</sup> émn	thief / crook
sx <sup>w</sup> k <sup>w</sup> łsncutn	cook
sx <sup>w</sup> šitúsm	guide
sx <sup>w</sup> q̄q̄me	fisherman
sx <sup>w</sup> pl̄če	drummer

### Sentences:

stem̄ łu es k <sup>w</sup> ul̄ms t an nox̄ <sup>w</sup> nx̄ <sup>w</sup> ?	What does your wife do?
in nox̄ <sup>w</sup> nx̄ <sup>w</sup> łu _____.	My wife is a _____.
stem̄ łu es k <sup>w</sup> ul̄ms t a sq̄łtmix <sup>w</sup> ?	What does your man do?
i sq̄łtmix <sup>w</sup> łu _____.	My man is a _____.
ha a sl̄ax̄t łu _____?	Is your friend a _____?
?e, i sl̄ax̄t łu _____.	Yes, my friend is a _____.
tam i sl̄ax̄t łu _____.	My friend is not a _____.



sx<sup>w</sup>k<sup>w</sup>nem



sx<sup>w</sup>miméým



sx<sup>w</sup>malyémistn




sx<sup>w</sup>k<sup>w</sup>ułtx<sup>w</sup>



sx<sup>w</sup>nk<sup>w</sup>nem



sx<sup>w</sup>łepsn



sx<sup>w</sup>q<sup>w</sup>lq<sup>w</sup>elt



sx<sup>w</sup>k<sup>w</sup>ułm



sx<sup>w</sup>?ačxłqéýmím



sx<sup>w</sup>qéým



sx<sup>w</sup>ñaq<sup>w</sup>émn



sx<sup>w</sup>k<sup>w</sup>łsncutn



sx<sup>w</sup>šitúsm




sx<sup>w</sup>qáme



sx<sup>w</sup>plče

i sk<sup>w</sup>est \_\_\_\_\_

Practice 1. (Answer the question by telling what your wives occupation is.)



Q: steṛṛ ḥu es k<sup>w</sup>ul<sup>ṽ</sup>ms t an nox<sup>w</sup>nx<sup>w</sup>?

A: in nox<sup>w</sup>nx<sup>w</sup> ḥu sx<sup>w</sup>miméy<sup>m</sup>.



Q: steṛṛ ḥu es k<sup>w</sup>ul<sup>ṽ</sup>ms t an nox<sup>w</sup>nx<sup>w</sup>?

A:



Q: steṛṛ ḥu es k<sup>w</sup>ul<sup>ṽ</sup>ms t an nox<sup>w</sup>nx<sup>w</sup>?

A:



Q: steṛṛ ḥu es k<sup>w</sup>ul<sup>ṽ</sup>ms t an nox<sup>w</sup>nx<sup>w</sup>?

A:



Q: steṛṛ ḥu es k<sup>w</sup>ul<sup>ṽ</sup>ms t an nox<sup>w</sup>nx<sup>w</sup>?

A:



Q: steṛṛ ḥu es k<sup>w</sup>ul<sup>ṽ</sup>ms t an nox<sup>w</sup>nx<sup>w</sup>?

A:



Q: steṛṛ ḥu es k<sup>w</sup>ul<sup>ṽ</sup>ms t an nox<sup>w</sup>nx<sup>w</sup>?

A:

i sk<sup>w</sup>est \_\_\_\_\_

Practice 2. (Answer the question by telling what your mans occupation is.)



Q: stem̄ ʔu es k<sup>w</sup>ulms t a sqłtmix<sup>w</sup>?

A: in sqłtmix<sup>w</sup> ʔu sx<sup>w</sup>łepsm.



Q: stem̄ ʔu es k<sup>w</sup>ulms t a sqłtmix<sup>w</sup>?

A:



Q: stem̄ ʔu es k<sup>w</sup>ulms t a sqłtmix<sup>w</sup>?

A:




Q: stem̄ ʔu es k<sup>w</sup>ulms t a sqłtmix<sup>w</sup>?

A:



Q: stem̄ ʔu es k<sup>w</sup>ulms t a sqłtmix<sup>w</sup>?

A:



Q: stem̄ ʔu es k<sup>w</sup>ulms t a sqłtmix<sup>w</sup>?

A:




Q: stem̄ ʔu es k<sup>w</sup>ulms t a sqłtmix<sup>w</sup>?







A:



# i sk<sup>w</sup>est \_\_\_\_\_

**Practice 3.** (Answer the question by telling if your friend is the described .)

	<p>Q: ha a <u>slaxt</u> tu <u>sx<sup>w</sup>nk<sup>w</sup>nem</u>?</p> <p>A: ?e, i <u>slaxt</u> tu <u>sx<sup>w</sup>nk<sup>w</sup>nem</u>.</p> <p>A: tam i <u>slaxt</u> tu <u>sx<sup>w</sup>nk<sup>w</sup>nem</u>.</p>
---	--

	
<p>Q: ha a <u>slaxt</u> tu <u>sx<sup>w</sup>łepsm</u> ?</p>	<p>Q: ha a <u>slaxt</u> tu <u>sx<sup>w</sup>malyémistn</u>?</p>
<p>A:</p>	<p>A:</p>
	
<p>Q: ha a <u>slaxt</u> tu <u>sx<sup>w</sup>nk<sup>w</sup>nem</u>?</p>	<p>Q: ha a <u>slaxt</u> tu <u>sx<sup>w</sup>q<sup>w</sup>lq<sup>w</sup>elt</u>?</p>
<p>A:</p>	<p>A:</p>
	
<p>Q: ha a <u>slaxt</u> tu <u>sx<sup>w</sup>miméym</u>?</p>	<p>Q: ha a <u>slaxt</u> tu <u>sx<sup>w</sup>k<sup>w</sup>ullx<sup>w</sup></u>?</p>
<p>A:</p>	<p>A:</p>

i sk<sup>w</sup>est \_\_\_\_\_

Practice 4. Draw a line from each word to a picture that matches. Use each picture one time only.

1



A sx<sup>w</sup>k<sup>w</sup>ul<sup>t</sup>x<sup>w</sup>

2



B sx<sup>w</sup>mimé<sup>y</sup>m

3



C sx<sup>w</sup>nk<sup>w</sup>nem

4



D sx<sup>w</sup>malyémistn

5



E sx<sup>w</sup>łepsm

6



F sx<sup>w</sup>k<sup>w</sup>nem

7



G sx<sup>w</sup>q<sup>w</sup>lq<sup>w</sup>elt

i sk<sup>w</sup>est \_\_\_\_\_

Practice 5. Draw a line from each word to a picture that matches. Use each picture one time only.



A sx<sup>w</sup>q̇eyím



B sx<sup>w</sup>ñaq̇<sup>w</sup>émn



C sx<sup>w</sup>k̇<sup>w</sup>łsncutn



D sx<sup>w</sup>šitúsm



E sx<sup>w</sup>q̇q̇me



F sx<sup>w</sup>pl̇ce




G sx<sup>w</sup>k̇<sup>w</sup>ul̇m



H sx<sup>w</sup>?aċxl̇q̇eyímím

## Lesson 41 (Occupations)



### Across

- 2. cook
- 4. thief or crook
- 5. carpenter
- 6. attorney
- 7. guide
- 9. teacher
- 10. singer
- 11. doctor
- 12. worker or laborer
- 13. fisherman

### Down

- 1. student
- 3. police officer
- 4. firemen
- 6. secretary
- 8. drummer


## Lesson 42: Kalispel House

### Vocabulary:


č̣ nwist	Attic
sṇp̣ip̣ụ́ỵṣ̌nṭn	Garage
č̣ṃč̣ḥẹł̣x̣ <sup>w</sup>	Yard
ḳ <sup>w</sup> ḥṇč̣ṃep	Door
sṇc̣ụ?ł̣q̣p̣ẹ́ł̣ẹ?tn	Sink
sṇx̣c̣nụṃṭn	Dresser
sṇc̣ụ?c̣áẉł̣ṣ̌tn	Bathtub
sṇ?ạč̣č̣x̣tn	Television
suṇụ́ṃṭn	Radio
sṇč̣q̣ <sup>w</sup> ł̣q̣ <sup>w</sup> ł̣ṭeẉsṭn	Telephone

### Sentences:

ha ep(ł) _____ łu an citx <sup>w</sup> ?	Does your house have a _____?
?e, ep(ł) _____ łu in citx <sup>w</sup> .	Yes, my house has a _____.
ta ep(ł) _____ łu in citx <sup>w</sup> .	My house does not have a _____.
č̣eṇ̃ łu _____?	Where is the _____?
łu č̣ łu, łu _____.	The _____ is over there.



č̣ nwist



sṇp̣ip̣úỵštn



č̣mč̣nełx<sup>w</sup>



k<sup>w</sup>łnč̣mep




sṇcu?łqp̣ełce?tn




sṇx̣cnu<sup>m</sup>tn




sṇcu?cáwlštn



sṇ?ač̣c̣xtn




sunúmtn












sṇč̣q<sup>w</sup>lq<sup>w</sup>ltewstn

# i sk<sup>w</sup>est \_\_\_\_\_

**Practice 1.** (Answer the question by telling whether your house has the described.)










	<p>Q: ha ep <u>sn?ac̣c̣xtn</u> ɸu an citx<sup>w</sup>?</p> <p>A: ʔe, ep <u>sn?ac̣c̣xtn</u> ɸu in citx<sup>w</sup>.</p> <p>A: ta ep <u>sn?ac̣c̣xtn</u> ɸu in citx<sup>w</sup>.</p>
---	---

	
Q: ha ep <u>sṇc̣q<sup>v</sup>lq<sup>w</sup>ltewstn</u> ɸu an citx <sup>w</sup> ?	Q: ha ep <u>sncu?cáwlšṭn</u> ɸu an citx <sup>w</sup> ?
A:	A:
	
Q: ha ep <u>sṇx̣c̣nuṃṭn</u> ɸu an citx <sup>w</sup> ?	Q: ha ep <u>sunúmṭn</u> ɸu an citx <sup>w</sup> ?
A:	A:
	
Q: ha ep <u>sncu?ɸpéłc̣e?tn</u> ɸu an citx <sup>w</sup> ?	Q: ha epł <u>k<sup>w</sup>ɸnc̣mep</u> ɸu an citx <sup>w</sup> ?
A:	A:
	
Q: ha epł <u>č̣ṃč̣nełx<sup>w</sup></u> ɸu an citx <sup>w</sup> ?	Q: ha ep <u>sṇp̣ịp̣ụ́ỵṣ̌tn</u> ɸu an citx <sup>w</sup> ?
A:	
	
Q: ha epł <u>č̣ nwist</u> ɸu an citx <sup>w</sup> ?	
A:	

# i sk<sup>w</sup>est \_\_\_\_\_

**Practice 2.** (Answer the question by telling where the described is.)

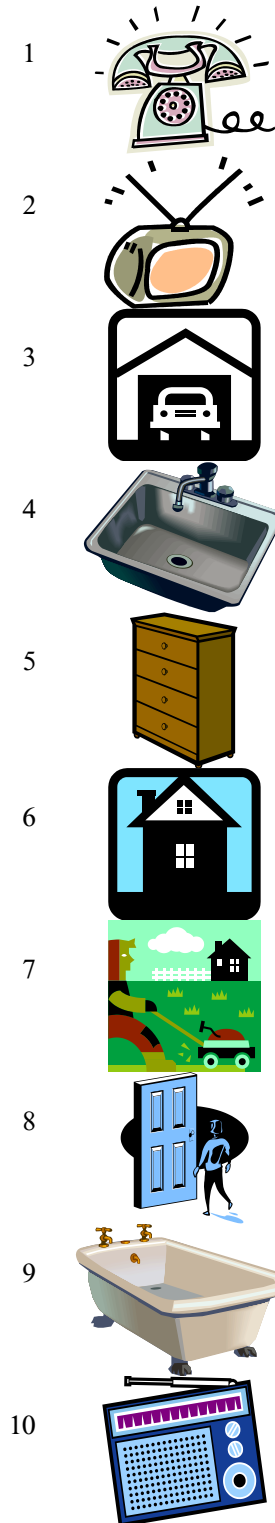
	<p>Q: čeň łu snčq<sup>w</sup>lq<sup>w</sup>ltewstn ? A: łu ě łu, łu snčq<sup>w</sup>lq<sup>w</sup>ltewstn.</p>
---	--

	
<p>Q: čeň łu sn?acčxtn ?</p>	<p>Q: čeň łu snču?cáwlštñ ?</p>
<p>A:</p>	<p>A:</p>
	
<p>Q: čeň łu snxnumtñ ?</p>	<p>Q: čeň łu sunúmtñ ?</p>
<p>A:</p>	<p>A:</p>
	
<p>Q: čeň łu snču?lq<sup>w</sup>péčé?tn ?</p>	<p>Q: čeň łu k<sup>w</sup>lnčmep ?</p>
<p>A:</p>	<p>A:</p>
	
<p>Q: čeň łu čmčñełx<sup>w</sup> ?</p>	<p>Q: čeň łu snpípúýštñ ?</p>
<p>A:</p>	
	
<p>Q: čeň łu ě nwist ?</p>	
<p>A:</p>	




i sk<sup>w</sup>est \_\_\_\_\_

**Practice 3.** Draw a line from each word to a picture that matches. Use each picture one time only.



- A snʔaččɤtn
- B snčq<sup>w</sup>lq<sup>w</sup>ltewstn
- C č̣ nwist
- D snp̣ip̣úỵšntn
- E č̣mč̣ḥeɫx<sup>w</sup>
- F ḳ<sup>w</sup>ɫnčmep
- G snčuʔɫqp̣éɫceʔtn
- H sunúmtn
- I snɤcnuṃtn
- J snčuʔcáwlštn

## Lesson 42 (House)



**Across**

- 1. attic
- 7. sink
- 8. dresser

**Down**

- 1. yard
- 2. garage
- 3. telephone
- 4. television
- 5. door
- 6. bathtub
- 8. radio


## Lesson 43: Household Items 2

### Vocabulary:

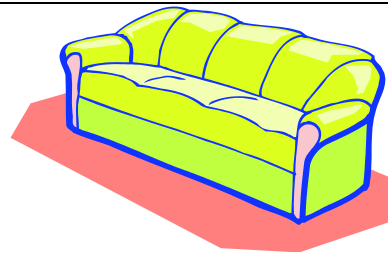
snčlʔitštɪn	Bed
snčlajéwɪtn	Couch
sičm	Blanket
čəkʷmn	Lamp
snʔečmn	Ironing board
nčʔéneʔ	Pillow
epstɪn	Towel
snxʷʔustɪn	Toaster
lčep	Bucket
čewstɪn	Soap

### Sentences:

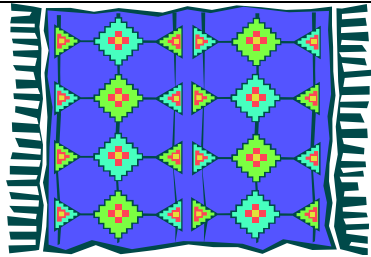
qʷo cqʷeɬt ɬu _____.	Bring me the _____.
swet ɬu ep(ɬ) _____ ɬišé ?	Who's _____ is that?
šeyʔ ɬu Plasí/Akát _____(s).	That is Francis/Agatha's_____.



snčł?itštn



snčłayéwtn




sičm




ček<sup>w</sup>mn




sn<sup>t</sup>ēc<sup>m</sup>n



nč?éne?



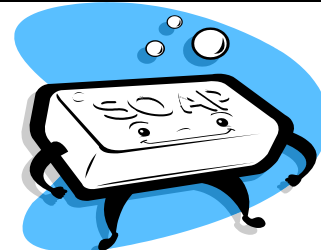
e<sup>p</sup>stn



snx<sup>w</sup>?ustn



łčep



čewstn


# i sk<sup>w</sup>est \_\_\_\_\_

Practice 1. (Answer the question by telling where the object is.)



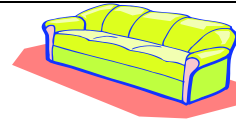
Q: swet łu epł ćewstn łuśé ?

A: šey łu Plasí/Akát ćewstn.




Q: swet łu ep snčítstn łuśé ?

A:



Q: swet łu ep snčłayéwt n łuśé ?

A:



Q: swet łu ep sičm łuśé ?

A:




Q: swet łu epł ćek<sup>w</sup>mn łuśé ?

A:




Q: swet łu ep snłečmn łuśé ?

A:



Q: swet łu epł nčéne? łuśé ?

A:



Q: swet łu epł epstn łuśé ?

A:



Q: swet łu ep snx<sup>w</sup>?ustn łuśé ?

A:



Q: swet łu ep łčep łuśé ?


A:



Q: swet łu epł ćewstn łuśé ?

A:

**Practice 2.** Draw a line from each word to a picture that matches. Use each picture one time only.



A łćep

B snḡ<sup>w</sup>?ustn

C epstn

D nć?éne?

E snťećmn

F ćek<sup>w</sup>mn


G sićm

H snćłayéwtm

I snćł?itštñ

J ćewstñ

## Lesson 43 (Household items 2)



### Across

- 2. lamp
- 6. couch
- 9. soap

### Down

- 1. ironing board
- 3. towel
- 4. pillow
- 5. bed
- 6. toaster
- 7. bucket
- 8. blanket

## Lesson 44: Kalispel Transportation

### Vocabulary:

ḫíḫúy̓šn	Car
č̓x̓ʷl̓q̓ʷalq̓ʷtn	Train
snuk̓ʷuk̓ʷńwé	Bus
ḫ̓ux̓ʷtn	Airplane
snppups	Motorcycle
snč̓mtew̓stn	Bicycle
snč̓l̓caʷsq̓áxeʷ	Horse
ḫ̓yeʷ (w̓l̓)	Canoe


### Sentences:

ha es yoʷstéx̓ʷ k̓ʷ qs nt̓x̓ʷmsq̓áxeʷi t̓ ____?	Do you know how to drive a ____? (Car, train, bus, airplane)
ʷe, es yoʷstén č̓i qs nt̓x̓ʷmsq̓áxeʷi t̓ ____.	Yes, I know how to drive a ____.
ta es yoʷstén č̓i qs nt̓x̓ʷmsq̓áxeʷi t̓ ____.	I do not know how to drive a ____.
ha es yoʷstéx̓ʷ k̓ʷ qs č̓mtew̓si ḫ̓ ____?	Do you know how to ride a ____? (motorcycle, bicycle, horse)
ʷe, es yoʷstén č̓i qs č̓mtew̓si ḫ̓ ____.	Yes, I know how to ride a ____.
ta es yoʷstén č̓i qs č̓mtew̓si ḫ̓ ____.	I do not know how to ride a ____.
ha es yoʷstéx̓ʷ k̓ʷ qs laʷpmí ḫ̓̓yeʷ ?	Do you know how to paddle a canoe?
ʷe, es yoʷstén č̓i qs laʷpmí ḫ̓̓yeʷ.	Yes, I know how to paddle a canoe.
ta es yoʷstén č̓i qs laʷpmí ḫ̓̓yeʷ.	I do not know how to paddle a canoe.






pi'púyšn




čx'wílq'walq'wtn




snuk'uk'uwé




tu'x'wtn



snppups



snčmte'wstn







snč'čá'sqáxe?



łye? (wł)


**Practice 1.** (Answer the question by telling if you know how drive the mode of transportation.)

	<p>Q: ha es yo?stex<sup>w</sup> k<sup>w</sup> qs ntɣ<sup>w</sup>msqáxe?i t <u>snuk<sup>w</sup>uk<sup>w</sup>uńwé?</u>          A: ?e, es yo?sten či qs ntɣ<sup>w</sup>msqáxe?i t <u>snuk<sup>w</sup>uk<sup>w</sup>uńwé.</u>          A: ta es yo?sten či qs ntɣ<sup>w</sup>msqáxe?i t <u>snuk<sup>w</sup>uk<sup>w</sup>uńwé.</u></p>
---	--

	
<p>Q: ha es yo?stex<sup>w</sup> k<sup>w</sup> qs ntɣ<sup>w</sup>msqáxe?i t <u>pińúyšn?</u></p>	<p>Q: ha es yo?stex<sup>w</sup> k<sup>w</sup> qs ntɣ<sup>w</sup>msqáxe?i t <u>čɣ<sup>w</sup>lq<sup>w</sup>alq<sup>w</sup>tn?</u></p>
<p>A:</p>	<p>A:</p>
	
<p>Q: ha es yo?stex<sup>w</sup> k<sup>w</sup> qs ntɣ<sup>w</sup>msqáxe?i t <u>tux<sup>w</sup>tn?</u></p>	
<p>A:</p>	

# i sk<sup>w</sup>est \_\_\_\_\_


**Practice 2.** (Answer the question by telling if you know how to ride the mode of transportation.)



Q: ha es yo?stex<sup>w</sup> k<sup>w</sup> qs čmtéwsi í snppups?


A: ?e, es yo?sten či qs čmtéwsi í snppups.

A: ta es yo?sten či qs čmtéwsi í snppups.



Q: ha es yo?stéx<sup>w</sup> k<sup>w</sup> qs čmtéwsi í snčmtes?


A:



Q: ha es yo?stéx<sup>w</sup> k<sup>w</sup> qs čmtéwsi í snčfca?sqá?

A:


**Practice 3.** (Answer the question by telling if you know how to paddle the canoe.)



Q: ha es yo?stex<sup>w</sup> k<sup>w</sup> qs lampí í łye??

A: ?e, es yo?sten či qs lařpmí í łye??.

A: ta es yo?sten či lařpmí í łye??.



Q: ha es yo?stex<sup>w</sup> k<sup>w</sup> qs lařpmí í łye??

A:



Q: ha es yo?stex<sup>w</sup> k<sup>w</sup> qs lařpmí í łye??

A:

i sk<sup>w</sup>est \_\_\_\_\_


**Practice 4.** Draw a line from each word to a picture that matches. Use each picture one time only.

1




A pípúyšn

2




B tux<sup>w</sup>tn

3



C snčmte<sup>w</sup>stn

4



D čx<sup>w</sup>llq<sup>w</sup>alq<sup>w</sup>tn

5



E ħye? (wł)

6




F snppups

7




G snuk<sup>w</sup>uk<sup>w</sup>u<sup>w</sup>é

8



H snčłca?sqaxe?

## Lesson 44 (Transportation)



### Across

2. motorcycle
3. bicycle
5. to ride
7. canoe
8. to drive
9. to paddle
10. bus

### Down

1. airplane
2. horse
4. car
6. train


## Lesson 45: Actions 2

### Vocabulary:

basic	imperfective	imperfective (they)	English
k <sup>w</sup> lqeyim	es k <sup>w</sup> lqeyimí	es k <sup>w</sup> lqeyimí?i	to draw
qmqmíš	es qm <sup>w</sup> qmíš	es qm <sup>w</sup> qmí?ilši	to talk/meet (plural)
čk <sup>w</sup> úlm	es čk <sup>w</sup> úli	es čk <sup>w</sup> ú?uli	to bead
spim	es sp <sup>w</sup> mí	es sp <sup>w</sup> mí?i	to drum
tiyáq <sup>w</sup> t	es tiyáq <sup>w</sup> ti	es titiyáq <sup>w</sup> ti es titiyá?aq <sup>w</sup> ti	to fight
x <sup>w</sup> čnwex <sup>w</sup>	es x <sup>w</sup> čnwéx <sup>w</sup> i	es x <sup>w</sup> čnwé?ex <sup>w</sup> i	to argue
ntamcán	es ntamcáni	es ntamcnwé?ex <sup>w</sup> i	to kiss
tq <sup>w</sup> om	es tq <sup>w</sup> mi	es tq <sup>w</sup> mí?i	to sew
memscút	es memscúti	es memscú?uti	to play
x <sup>w</sup> ik <sup>w</sup>	es x <sup>w</sup> ík <sup>w</sup> i	es x <sup>w</sup> i?ik <sup>w</sup> i	to tan hides

### Sentences:

ha k <sup>w</sup> es nte qe qs _____?	Do you want us to _____?
?e, čn es nte qe qs _____.	Yes, I want us to _____.
tam čn es nte qe qs _____.	No, I do not want us to _____.
ecšcé?eñi? ?	What are they doing?
es _____.	They are _____.
ha _____?	Are they _____?
tam _____.	They are not _____.



k<sup>w</sup>łqeyím




q̄mq̄milš




čk<sup>w</sup>ułm




s̄pim



tiyáq<sup>w</sup>t



x<sup>w</sup>čnwex<sup>w</sup>



n̄taṁcán



t̄q<sup>w</sup>om




memscút



x<sup>w</sup>ik<sup>w</sup>

i sk<sup>w</sup>est \_\_\_\_\_

**Practice 1.** (Answer the question by telling if you want us to do the action shown)



Q: ha k<sup>w</sup> es nte qe qs n̄taṁcáni ?

A: ?e, čn es nte qe qs n̄taṁcáni.

A: tam čn es nte qe qs n̄taṁcáni.

<p>Q: ha k<sup>w</sup> es nte qe qs <u>k̄w̄l̄q̄eȳmí</u> ?</p>	<p>Q: ha k<sup>w</sup> es nte qe qs <u>q̄m̄q̄m̄l̄š̄i</u> ?</p>
<p>A:</p>	<p>A:</p>
<p>Q: ha k<sup>w</sup> es nte qe qs <u>č̄k̄w̄l̄i</u> ?</p>	<p>Q: ha k<sup>w</sup> es nte qe qs <u>s̄p̄mi</u> ?</p>
<p>A:</p>	<p>A:</p>
<p>Q: ha k<sup>w</sup> es nte qe qs <u>tiyáq<sup>w</sup>ti</u> ?</p>	<p>Q: ha k<sup>w</sup> es nte qe qs <u>x<sup>w</sup>č̄nwéx<sup>w</sup>i</u> ?</p>
<p>A:</p>	<p>A:</p>
<p>Q: ha k<sup>w</sup> es nte qe qs <u>l̄q̄w̄mi</u> ?</p>	<p>Q: ha k<sup>w</sup> es nte qe qs <u>memscúti</u> ?</p>
<p>A:</p>	<p>A:</p>
<p>Q: ha k<sup>w</sup> es nte qe qs <u>x<sup>w</sup>ík<sup>w</sup>i</u> ?</p>	
<p>A:</p>	



# i sk<sup>w</sup>est \_\_\_\_\_

**Practice 2.** (Answer the question by telling what they are doing)



Q: ečšcé?eňi? ?

A: es titiyá?aq<sup>w</sup>ti.

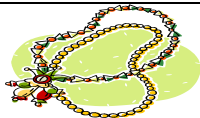


Q: ečšcé?eňi? ?

Q: ečšcé?eňi? ?

A:

A:



Q: ečšcé?eňi? ?

Q: ečšcé?eňi? ?

A:

A:



Q: ečšcé?eňi? ?

Q: ečšcé?eňi? ?

A:

A:



Q: ečšcé?eňi? ?

Q: ečšcé?eňi? ?

A:

A:












Q: ečšcé?eňi? ?

A:

i sk<sup>w</sup>est \_\_\_\_\_

**Practice 3.** (Answer the question by telling if they are doing the action stated)

	<p>Q: ha es x<sup>w</sup>i?ik<sup>w</sup>i ?</p> <p>A: ?e, es x<sup>w</sup>i?ik<sup>w</sup>i.</p> <p>A: tam es x<sup>w</sup>i?ik<sup>w</sup>i.</p>
---	--

	
<p>Q: ha es titiyá?aq<sup>w</sup>ti ?</p>	<p>Q: ha es x<sup>w</sup>i?ik<sup>w</sup>i ?</p>
<p>A:</p>	<p>A:</p>
	
<p>Q: ha es es n<sup>l</sup>amcnwé?ex<sup>w</sup>i ?</p>	<p>Q: ha es t<sup>l</sup>q<sup>w</sup>mí?i ?</p>
<p>A:</p>	<p>A:</p>
	
<p>Q: ha es s<sup>p</sup>mí?i ?</p>	<p>Q: ha es memscú?uti ?</p>
<p>A:</p>	<p>A:</p>
	
<p>Q: ha es t<sup>l</sup>q<sup>w</sup>mí?i ?</p>	<p>Q: ha es titiyá?aq<sup>w</sup>ti ?</p>
<p>A:</p>	<p>A:</p>

i sk<sup>w</sup>est \_\_\_\_\_

**Practice 4.** Draw a line from each word to a picture that matches. Use each picture one time only.



A x<sup>w</sup>ik<sup>w</sup>

B spim

C čk<sup>w</sup>ulm

D qm<sup>w</sup>milš

E k<sup>w</sup>lqeyim

F tq<sup>w</sup>om


G tiyáq<sup>w</sup>t

H x<sup>w</sup>čnwex<sup>w</sup>

I nta<sup>w</sup>ncán

J memscút

## Lesson 45 (Actions 2)



### Across

- 3. to sew
- 4. to drum
- 6. to draw
- 9. what are they doing?
- 10. to kiss
- 11. to fight

### Down

- 1. to talk or meet
- 2. to argue
- 5. to bead
- 7. to play
- 8. to tan hides